

STERO GEN 3 ER SERIES CONVEYOR-TYPE DISHWASHER



ER44

Single Tank Models Serial # 104003587 +

ER44
ER54
ER66S
ER76S
ER76SC

Multi Tank Models Serial # 1040003783 +

ER64
ER86S
ER94S
ER94SC



STERO, a division of Illinois Tool Works, Inc. 165 Independence Court Lancaster, PA 17601
Phone: 800-762-7600 Fax: 707-762-5036 Website: Stero.com

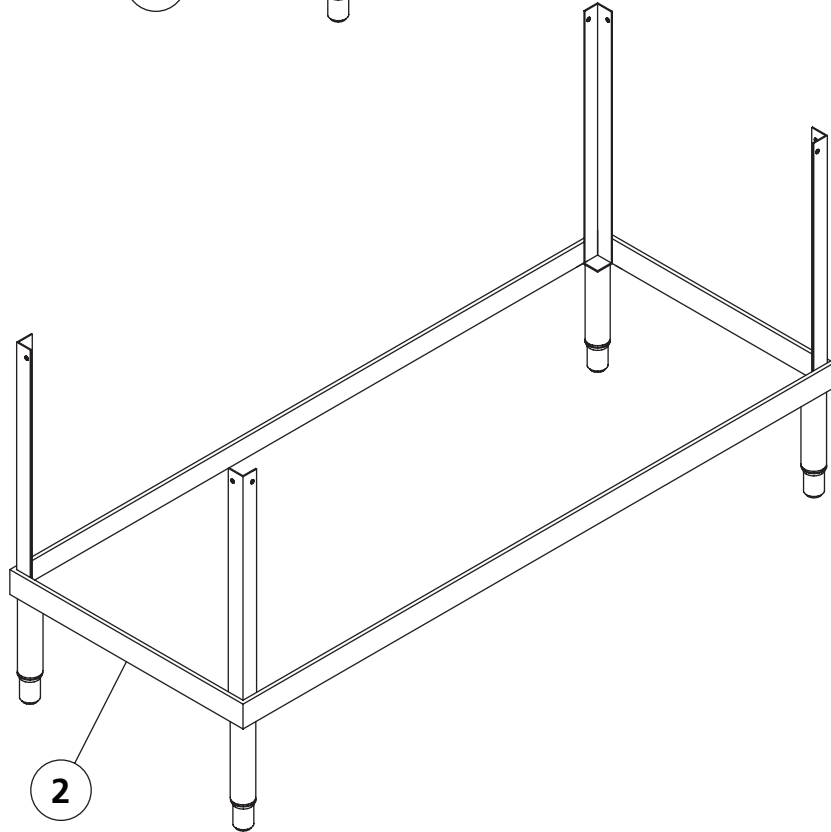
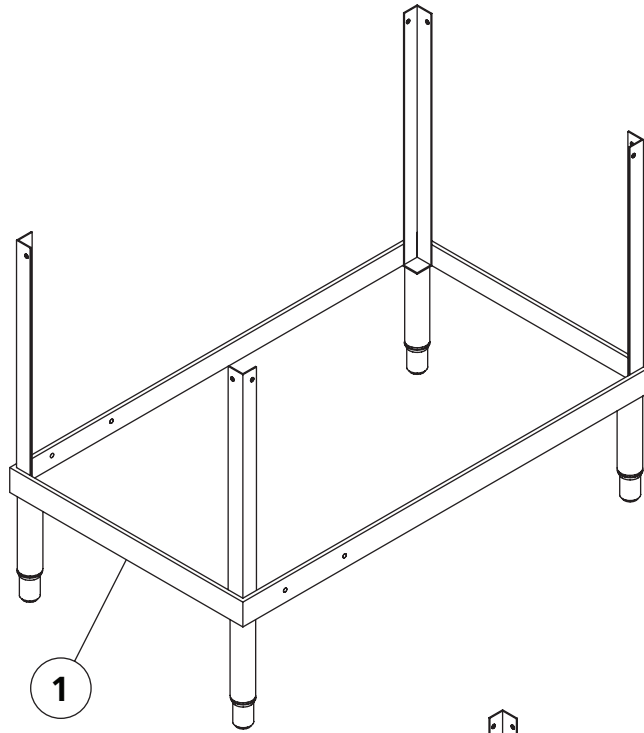
TABLE OF CONTENTS

DESCRIPTION	PAGE #
FRAMES	4 - 5
SCRAPPER FRAMES	6 - 7
FRONT PANELS	8 - 9
SCRAPPER FRONT PANELS	10 - 11
TANK ASSEMBLY	12 - 13
2 TANK ASSEMBLY	14 - 15
22" SCRAPPER TANK ASSEMBLY	16 - 17
30" SCRAPPER TANK ASSEMBLY	18 - 19
30" CORNER SCRAPPER TANKS	20 - 21
SCRAP CATCHMENT & BASKETS	22 - 23
STRAINER PANS	24 - 25
ER-44 BASED STRAINER PAN LOCATION	26 - 27
ER-64 BASED STRAINER PAN LOCATION	28 - 29
LIFT UP DOORS	30 - 31
CABINET STYLE DOORS	32 - 33
EXHAUST VENT COWLS	34 - 35
CURTAINS & RODS	36 - 37
SIDE LOADER PARTS	38 - 39
368 PUMP & 2 HP MOTOR	40 - 41
321 PUMP & 1 HP MOTOR	42 - 43
MOTOR & GEAR BOX DRIVE ASSEMBLY	44 - 45
STRAIGHT DRIVE SECTION ASSEMBLY	46 - 47
TRACKS	48 - 49

TABLE OF CONTENTS *(continued)*

DESCRIPTION	PAGE #
START & RINSE LEVER ASSEMBLIES	50 - 51
SCRAPPER TANK SPRAY ASSEMBLY	52 - 53
CORNER SCRAPPER TANK SPRAY ASSEMBLY	54 - 55
WASH/RINSE SPRAY ASSEMBLY	56 - 57
FINAL RINSE ASSEMBLY	58 - 59
TANK HEAT STEAM AND ELECTRIC	60 - 61
HEAT ENCLOSURES & HIGH LIMIT	62 - 63
STEAM BOOSTERS	64 - 65
SWB-150 STEAM BOOSTER (STARTING AT S# 104003369)	66 - 67
ST-30 ELECTRIC BOOSTER	68 - 69
COMMON PLUMBING PARTS	70 - 71
DRAIN & OVERFLOW ASSEMBLY	72 - 73
TEMPERATURE GAUGE ASSEMBLY	74 - 75
CONTROL BOX	76 - 77
60" CONTROL BOX	78 - 79
CONTROL BOX COMPONENTS	80 - 81
FILL SWITCH ASSEMBLIES NON LED	82 - 83
FILL SWITCH ASSEMBLIES LED	84 - 85
TANK OR BOOSTER HEAT SWITCH ASSEMBLIES	86 - 87
SWITCH ASSEMBLIES	88 - 89
TABLE LIMIT SWITCH ASSEMBLY	90 - 91
PARKER FLOATS & TEMP PROBE	92 - 93
PARKER FLOAT FILL ASSEMBLY A10-7017	94 - 95

FRAMES

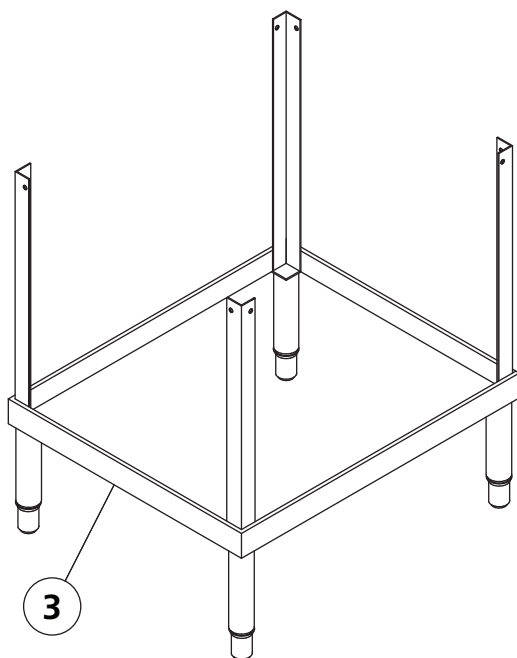
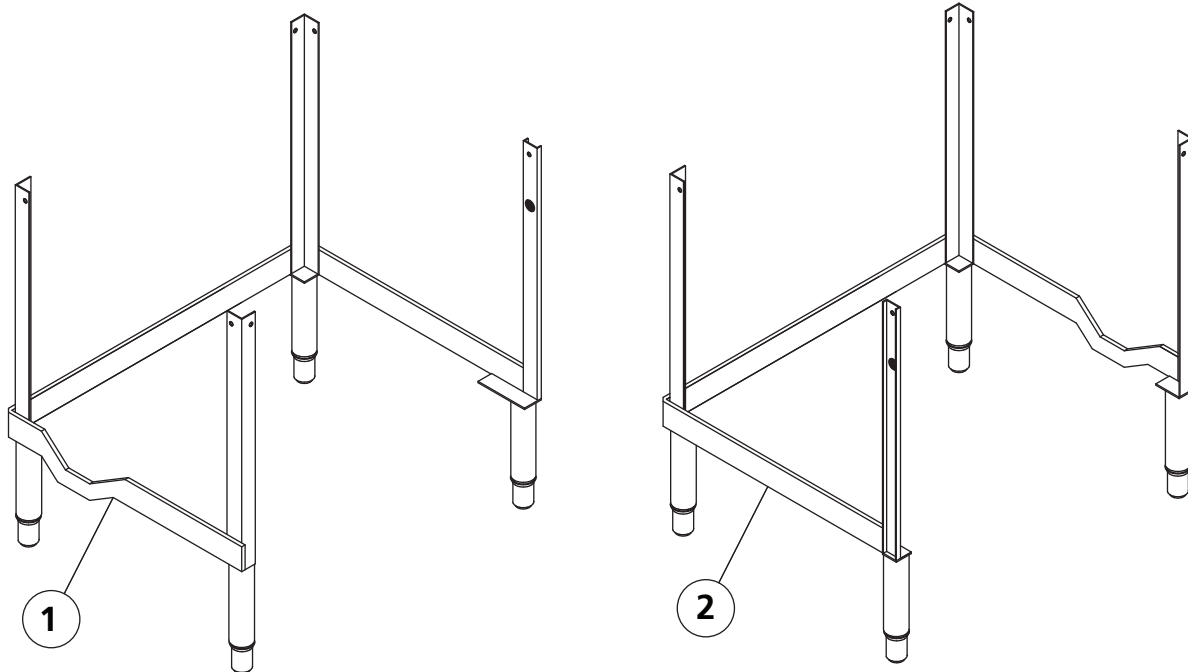


FRAMES

ITEM	DESCRIPTION	REMARKS	QTY	PART#
1	FRAME ASSEMBLY ER-44			B10-2554
2	FRAME ASSEMBLY ER-64			B10-2581

* TO ORDER, SUPPLY MACHINE MODEL AND SERIAL NUMBER

SCRAPPER FRAMES

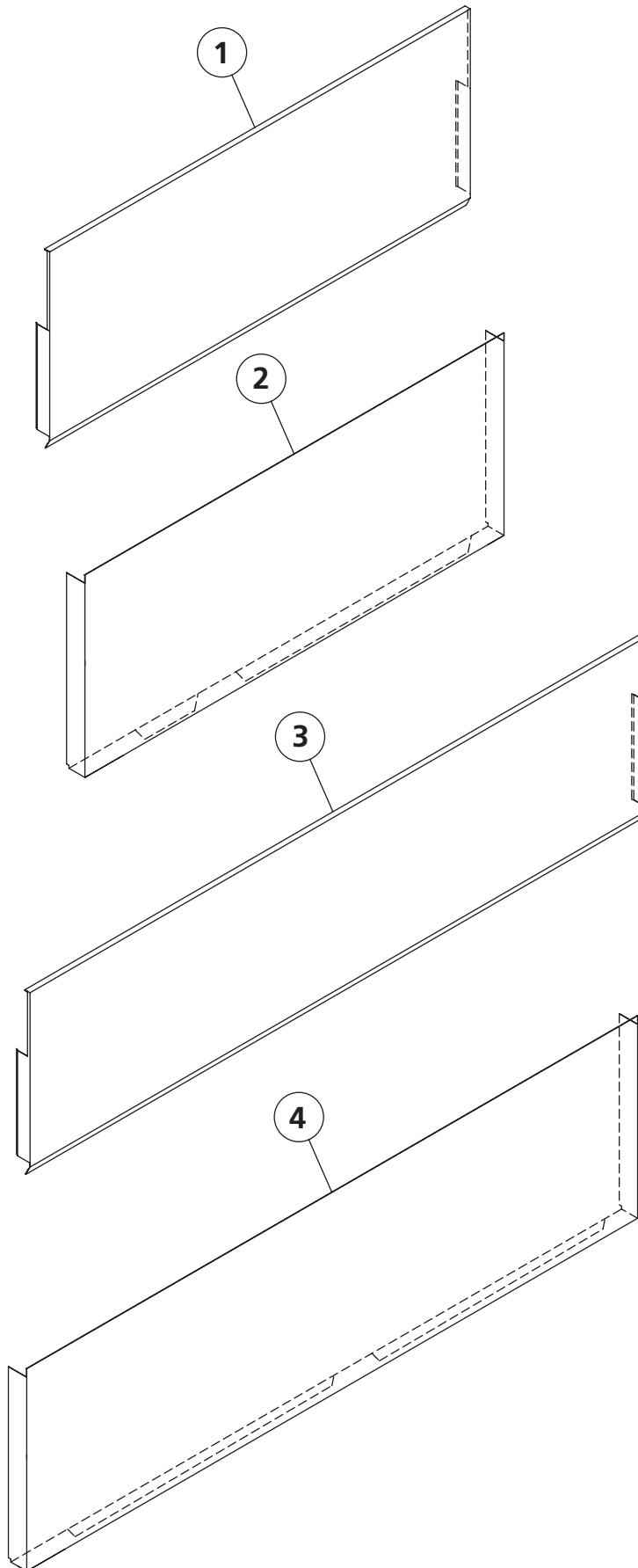


SCRAPPER FRAMES

ITEM	DESCRIPTION	REMARKS	QTY	PART#
1	FRAME, ASSEMBLY 29" SCRAPPER	LEFT TO RIGHT		B10-2584-LR
2	FRAME, ASSEMBLY 29" SCRAPPER	RIGHT TO LEFT		B10-2584-RL
3	FRAME, ASSEMBLY CORNER CATCH			B10-3505
	FRAME, ASSEMBLY END CATCH			B10-3508

* TO ORDER, SUPPLY MACHINE MODEL AND SERIAL NUMBER

FRONT PANELS

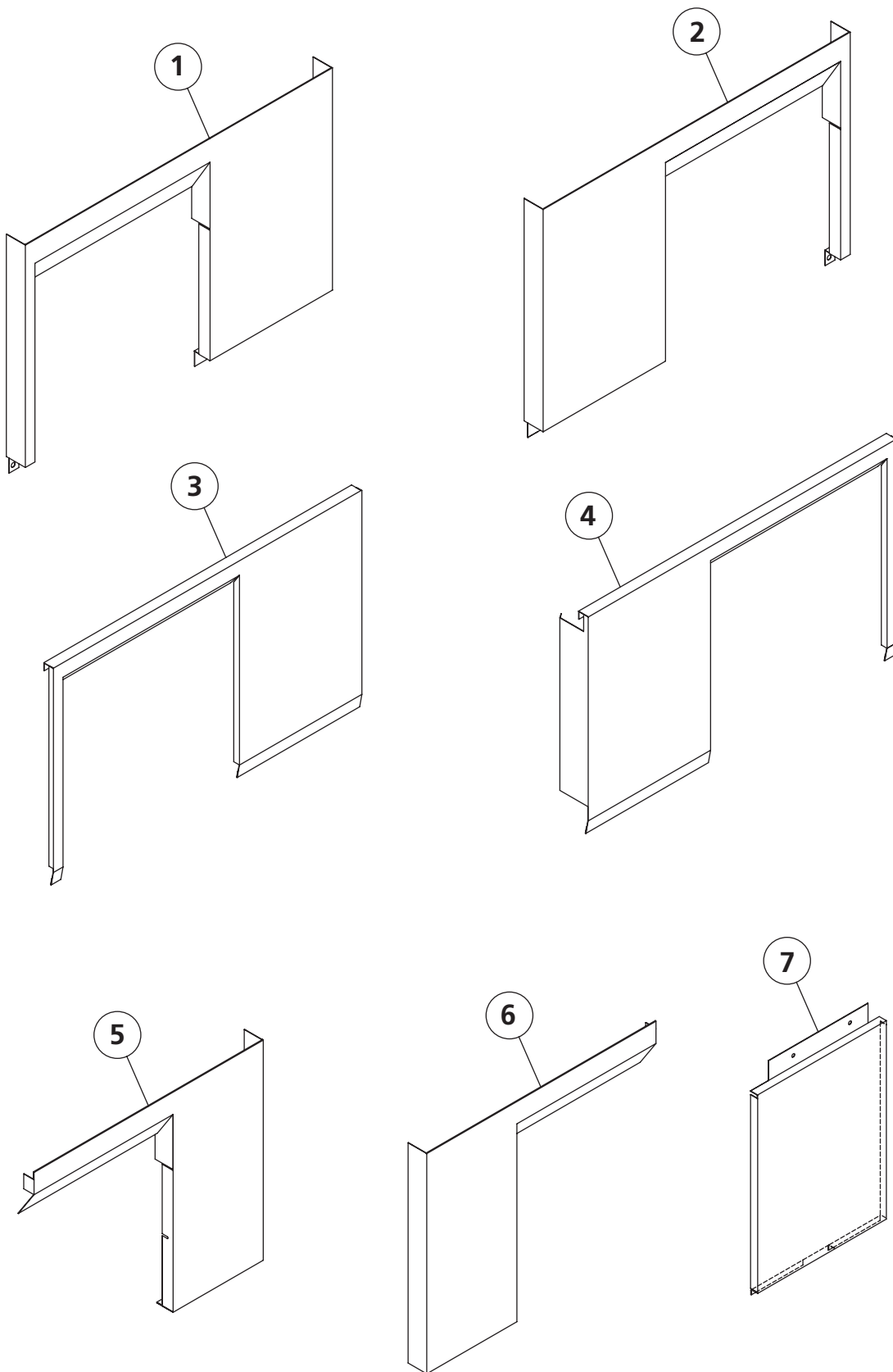


FRONT PANELS

ITEM	DESCRIPTION	REMARKS	QTY	PART#
1	PANEL, FRONT ER-44 STD DOOR	1 TANK		A10-4388
2	PANEL, FRONT ER-44 CAB DOOR	1 TANK		A10-4386
3	PANEL, FRONT ER-64 STD DOOR	2 TANK		B10-2641
4	PANEL, FRONT ER-64 CAB DOOR	2 TANK		B10-2641CAB
NLA	PANEL,FRONT ER-76SC-CAB DOOR-LR			B10-3816CAB-LR
NLA	PANEL,FRONT ER-76SC-CAB DOOR-RL			B10-3816CAB-RL

* TO ORDER, SUPPLY MACHINE MODEL AND SERIAL NUMBER

SCRAPPER FRONT PANELS

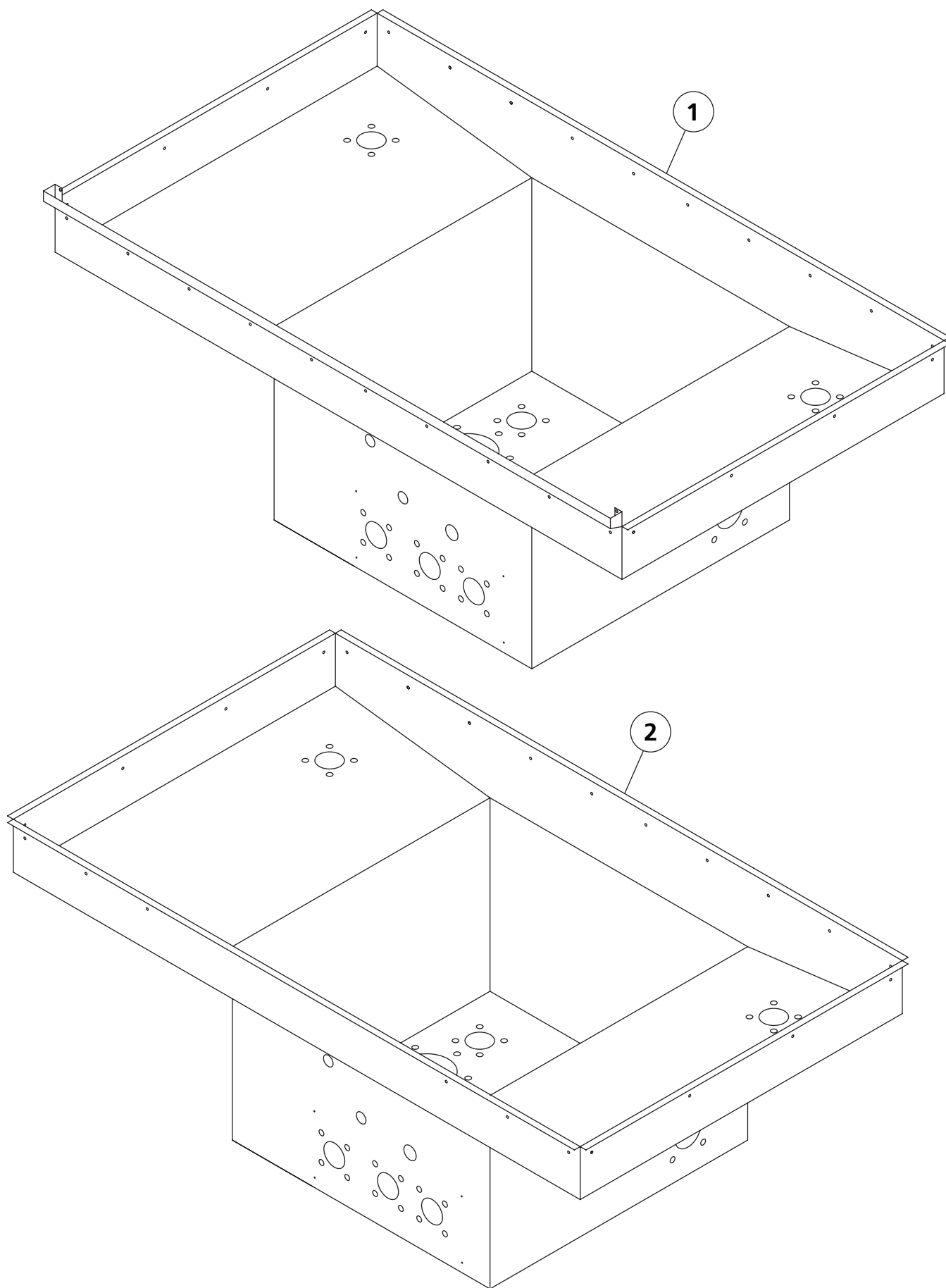


SCRAPPER FRONT PANELS

ITEM	DESCRIPTION	REMARKS	QTY	PART#
1	PANEL, FRONT 30" SCRAPPER, CAB, R-L			A10-6032-RL-C-30
2	PANEL, FRONT 30" SCRAPPER, CAB, L-R			A10-6031-LR-C-30
3	PANEL, FRONT 30" SCRAPPER, STD, R-L			A10-6032-RL-S-30
4	PANEL, FRONT 30" SCRAPPER, STD, L-R			A10-6031-LR-S-30
5	PANEL, FRONT 22" SCRAPPER, CAB, R-L			A10-4387-R
6	PANEL, FRONT 22" SCRAPPER, CAB, L-R			A10-4387-L
7	PANEL, SCRAPPER ER-76SC/94SC - UNIVERSAL	W/ CAB DOORS		B10-3816CAB

* TO ORDER, SUPPLY MACHINE MODEL AND SERIAL NUMBER

TANK ASSEMBLY

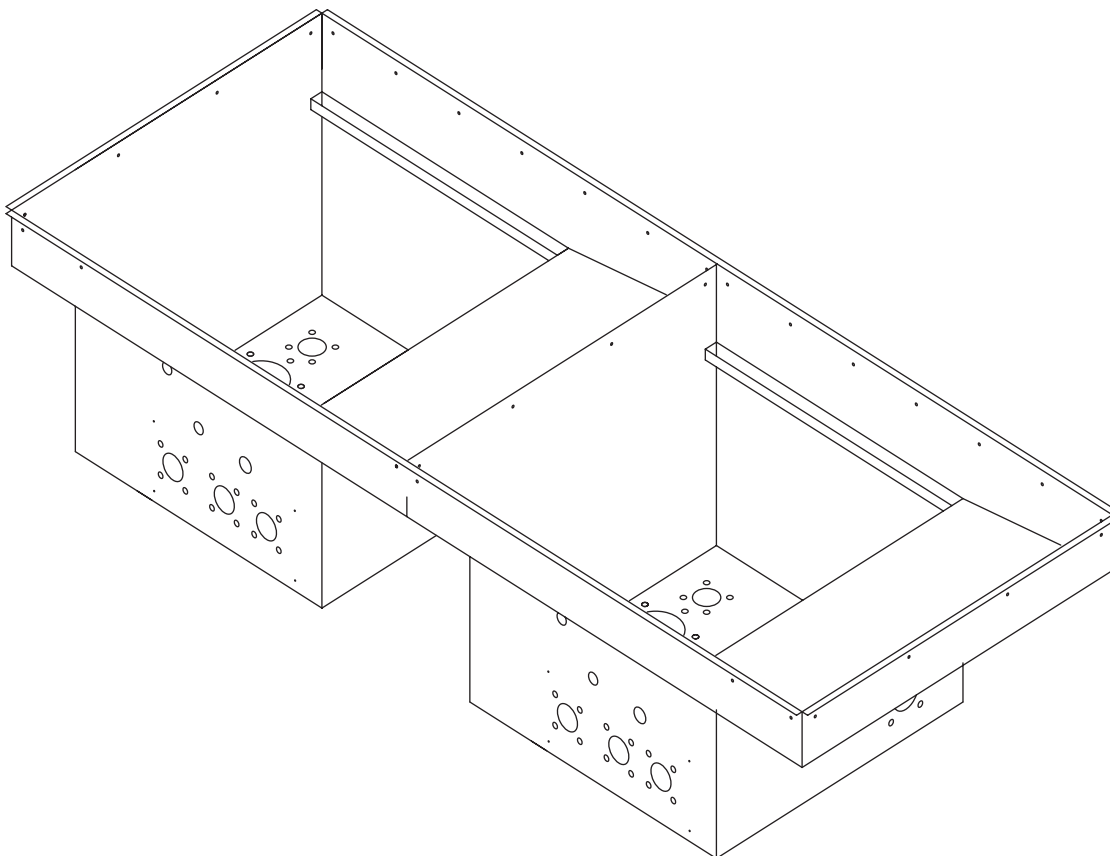
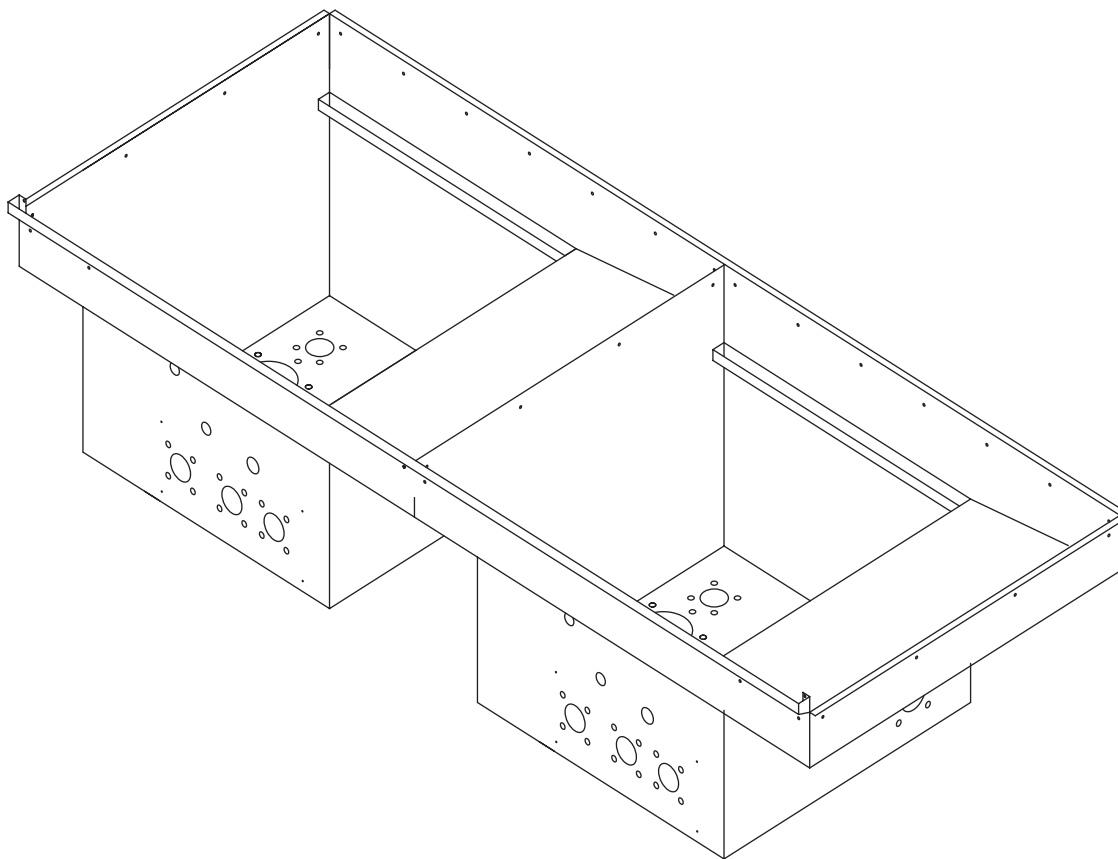


TANK ASSEMBLY

ITEM	DESCRIPTION	REMARKS	QTY	PART#
1	ER-44 CABINET DOOR TANK ASSEMBLY			A10-6967-EH
2	ER-44 STANDARD DOOR TANK ASSEMBLY			B10-6775-EH

* TO ORDER, SUPPLY MACHINE MODEL AND SERIAL NUMBER

2 TANK ASSEMBLY

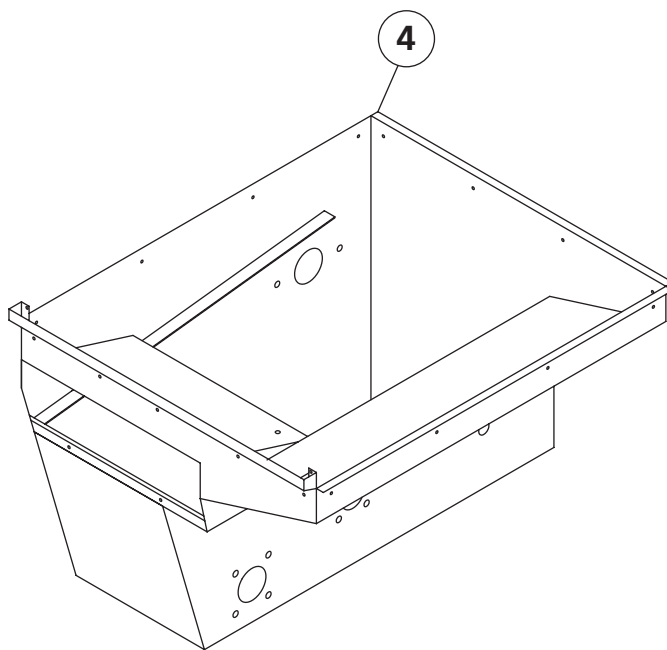
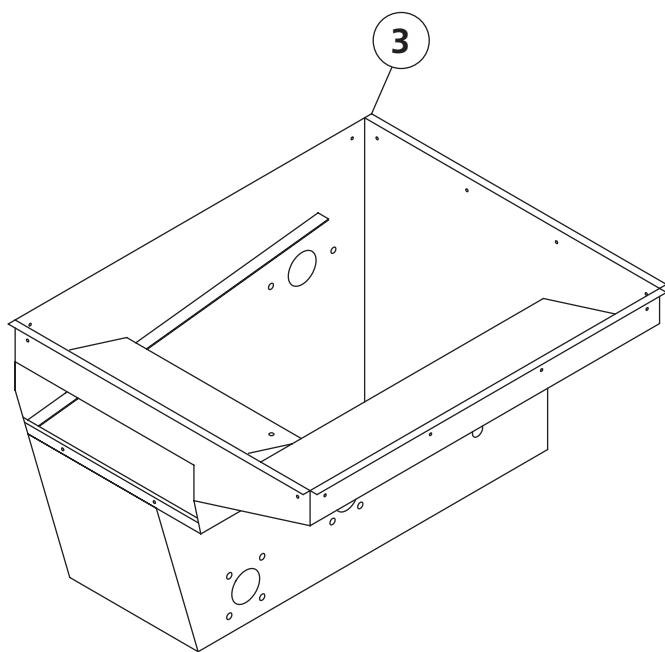
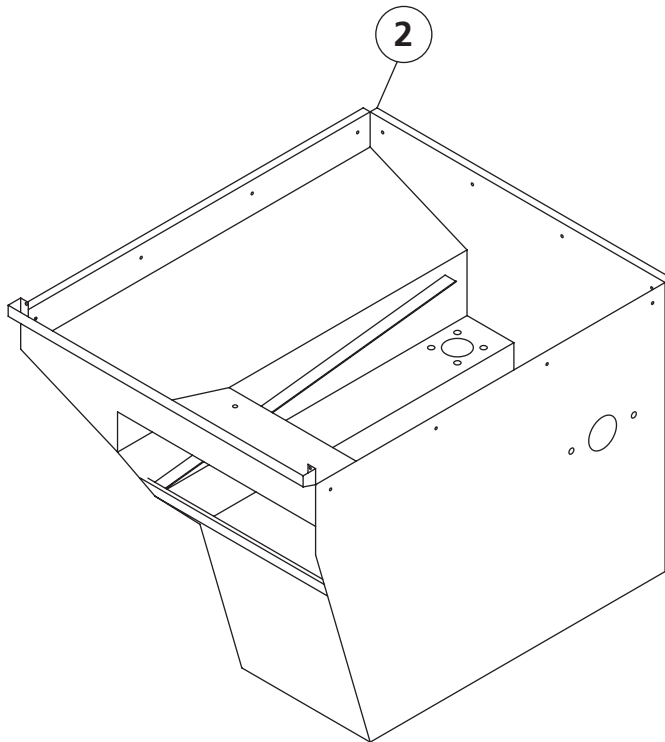
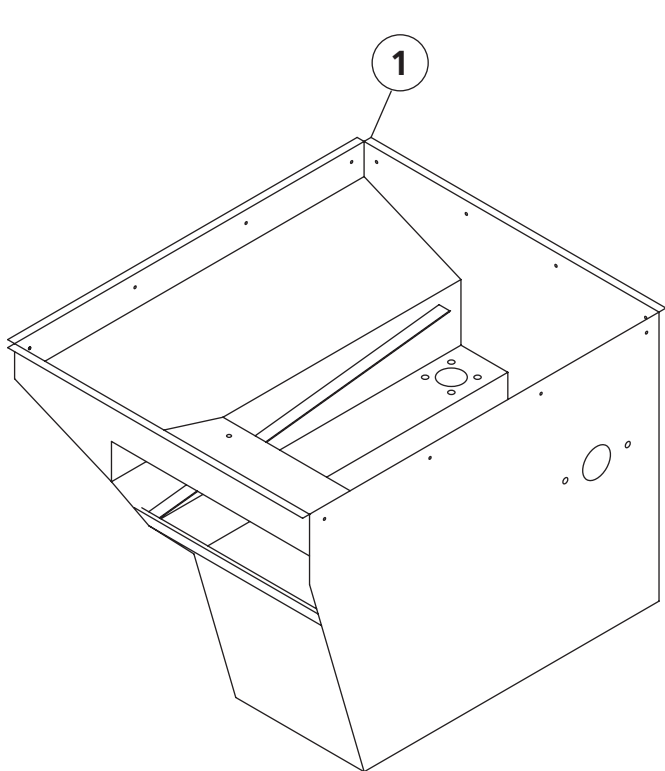


2 TANK ASSEMBLY

ITEM	DESCRIPTION	REMARKS	QTY	PART#
1	TANK ASSY ER-64 CABINET DOOR			B10-2658CAB-EH
2	TANK ASSY ER-64 STANDARD DOOR			B10-2658-EH

* TO ORDER, SUPPLY MACHINE MODEL AND SERIAL NUMBER

22" SCRAPPER TANK ASSEMBLY

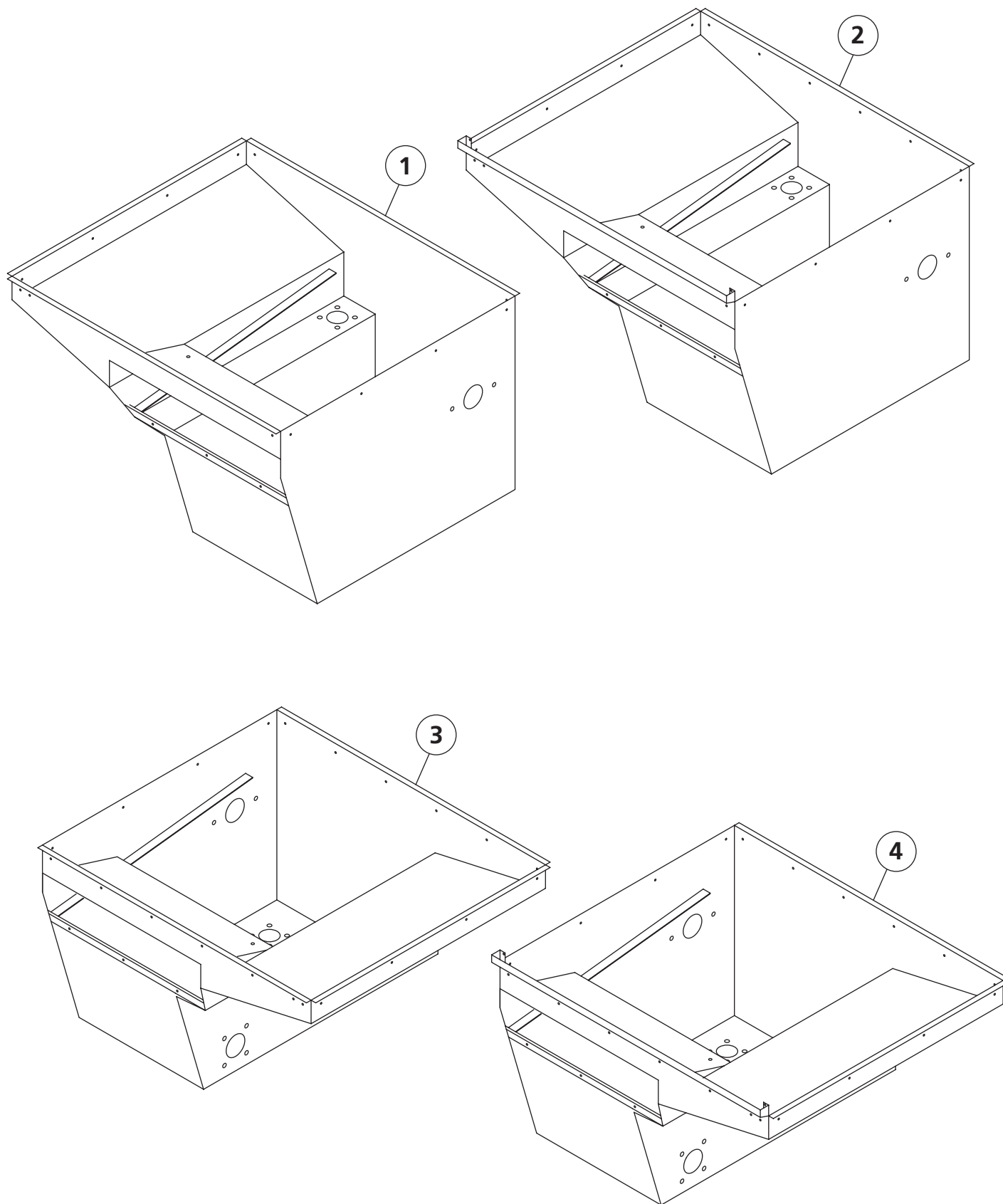


22" SCRAPPER TANK ASSEMBLY

ITEM	DESCRIPTION	REMARKS	QTY	PART#
1	TANK ASSY 22" SCRAPPER-LR-STD DOOR			B10-2283-LR-S
2	TANK ASSY 22" SCRAPPER-LR-CAB DOOR			B10-2283-LR-C
3	TANK ASSY 22" SCRAPPER-RL-STD DOOR			B10-2283-RL-S
4	TANK ASSY 22" SCRAPPER-RL-CAB DOOR			B10-2283-RL-C

* TO ORDER, SUPPLY MACHINE MODEL AND SERIAL NUMBER

30" SCRAPPER TANK ASSEMBLY

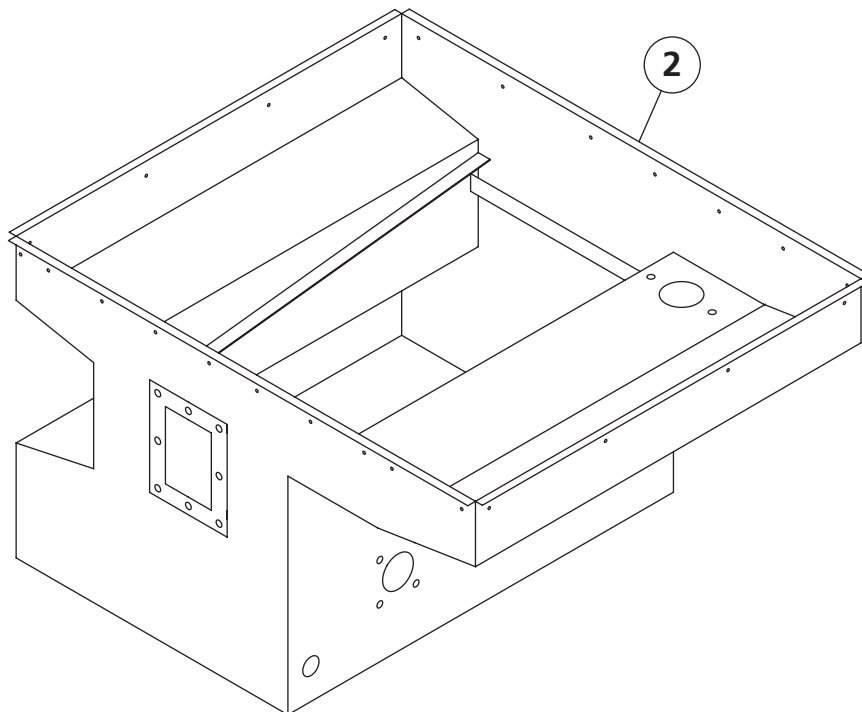
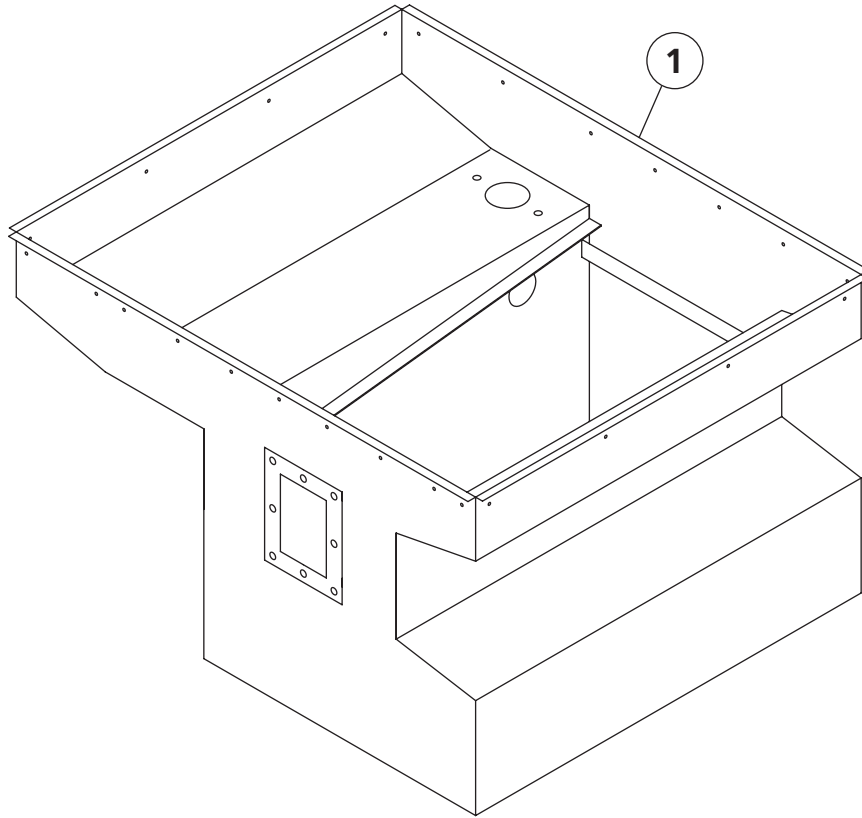


30" SCRAPPER TANK ASSEMBLY

ITEM	DESCRIPTION	REMARKS	QTY	PART#
1	TANK ASSY 29" SCRAPPER-LR-STD DOOR			B10-2575-LR-S
2	TANK ASSY 29" SCRAPPER-LR-CAB DOOR			B10-2575-LR-C
3	TANK ASSY 29" SCRAPPER-RL-STD DOOR			B10-2575-RL-S
4	TANK ASSY 29" SCRAPPER-RL-CAB DOOR			B10-2575-RL-C

* TO ORDER, SUPPLY MACHINE MODEL AND SERIAL NUMBER

30" CORNER SCRAPPER TANKS

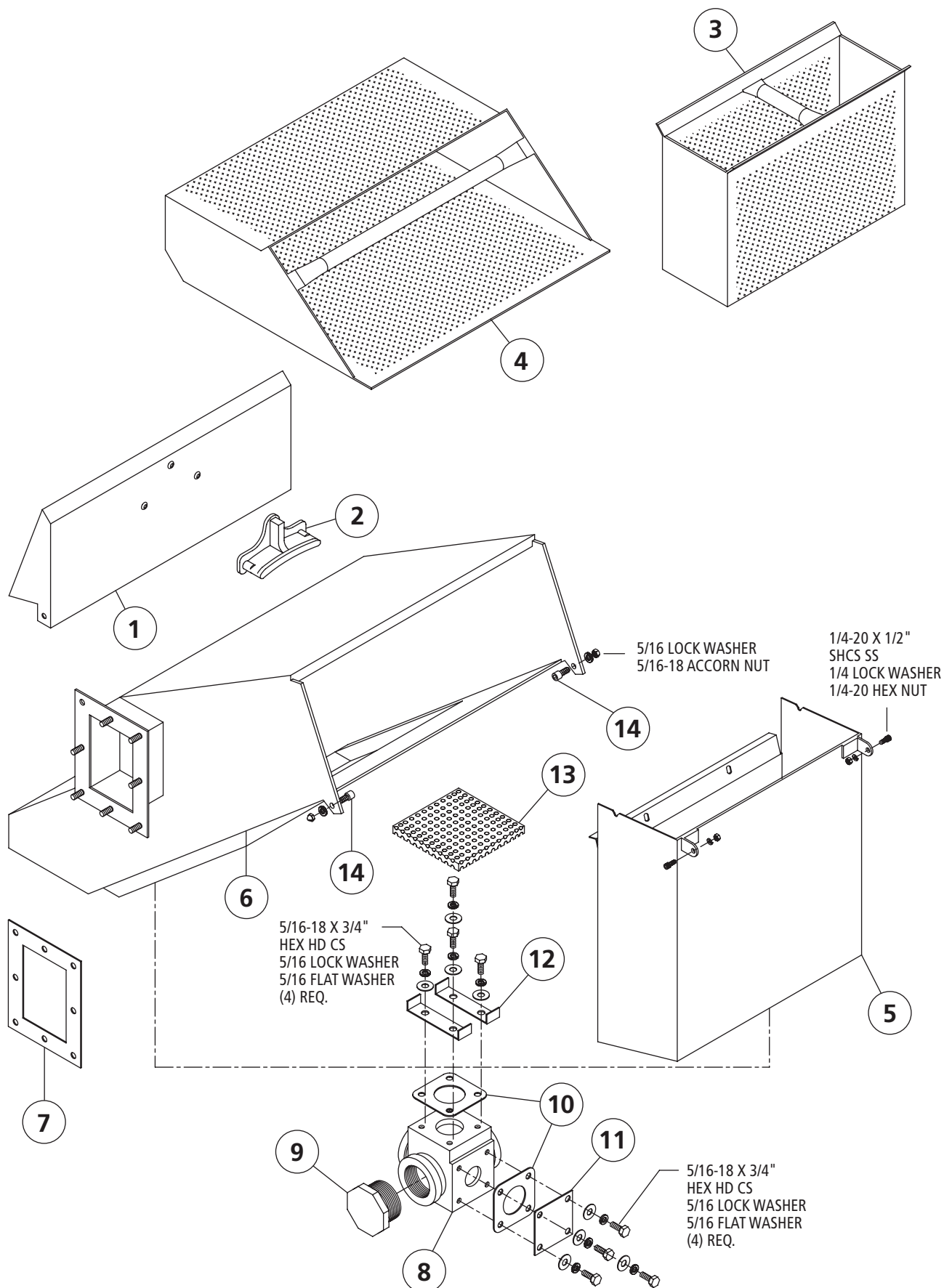


30" CORNER SCRAPPER TANKS

ITEM	DESCRIPTION	REMARKS	QTY	PART#
1	TANK ASSY 30" SCR CORNER R-L			B10-3225-RL
2	TANK ASSY 30" SCR CORNER L-R			B10-3225-LR

* TO ORDER, SUPPLY MACHINE MODEL AND SERIAL NUMBER

SCRAP CATCHMENT & BASKETS

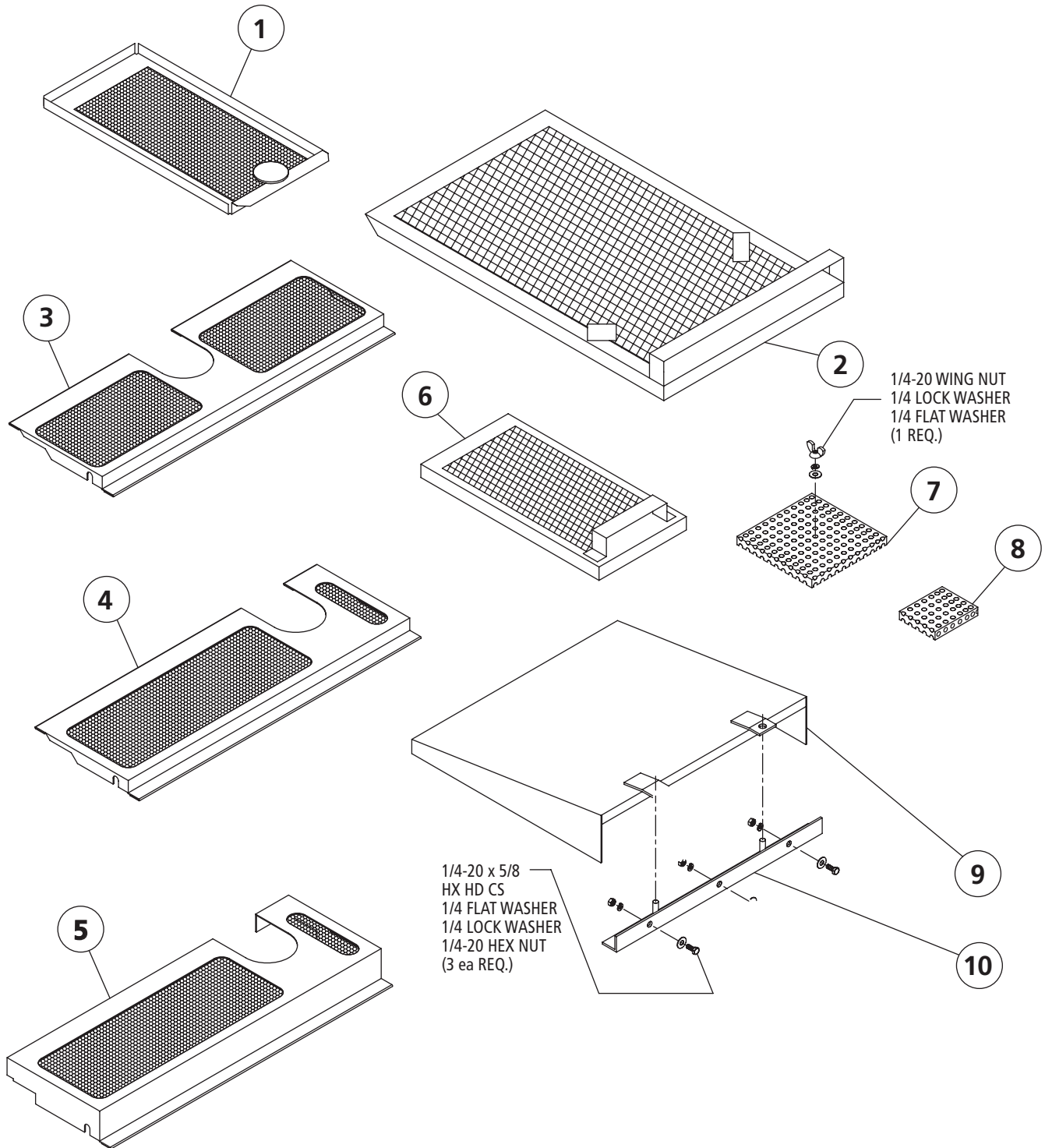


SCRAP CATCHMENT & BASKETS

ITEM	DESCRIPTION	REMARKS	QTY	PART#
1	DOOR SCRAP CATCHMENT OUTBOARD			B10-2615
2	BLUE PLASTIC DOOR HANDLE W/SCREWS			B59-1448
3	SCRAP BASKET ASSY 22"	12-1/4" WIDE		B10-2259
	SCRAP BASKET ASSY 29"	16-1/2" WIDE		B10-6029
4	SCRAP BASKET SIDE MTD CATCHMENT	16-1/2" WIDE		C10-2614
5	SCRAP CATCHMENT ASSY 22"	L-R		B10-2266
	SCRAP CATCHMENT ASSY 22"	R-L		B10-3595
	SCRAP CATCHMENT ASSY 29"	L-R		A10-5628
	SCRAP CATCHMENT ASSY 29"	R-L		A10-6732
6	SCRAPPER CATCHMENT, SIDE MOUNTED			C10-2613
7	GASKET, SIDE MOUNT CATCHMENT			A10-3788
8	TEE OVERFLOW ASSY DRAIN TEE #97			B10-1871
9	PVC PLUG 2"			P68-1698
10	DRAIN TEE BOX GASKET			A57-1114
11	STAINLESS STEEL BLANK PLATE			A10-3326
12	RETAINER, SCRAPPER CATCHMENT SCREEN			A10-2625
13	SCREEN DRAIN	5.25" X 5.25"		A10-2616
14	SCREW, HINGE CLEAN OUT DOOR			P67-6769

* TO ORDER, SUPPLY MACHINE MODEL AND SERIAL NUMBER

STRAINER PANS

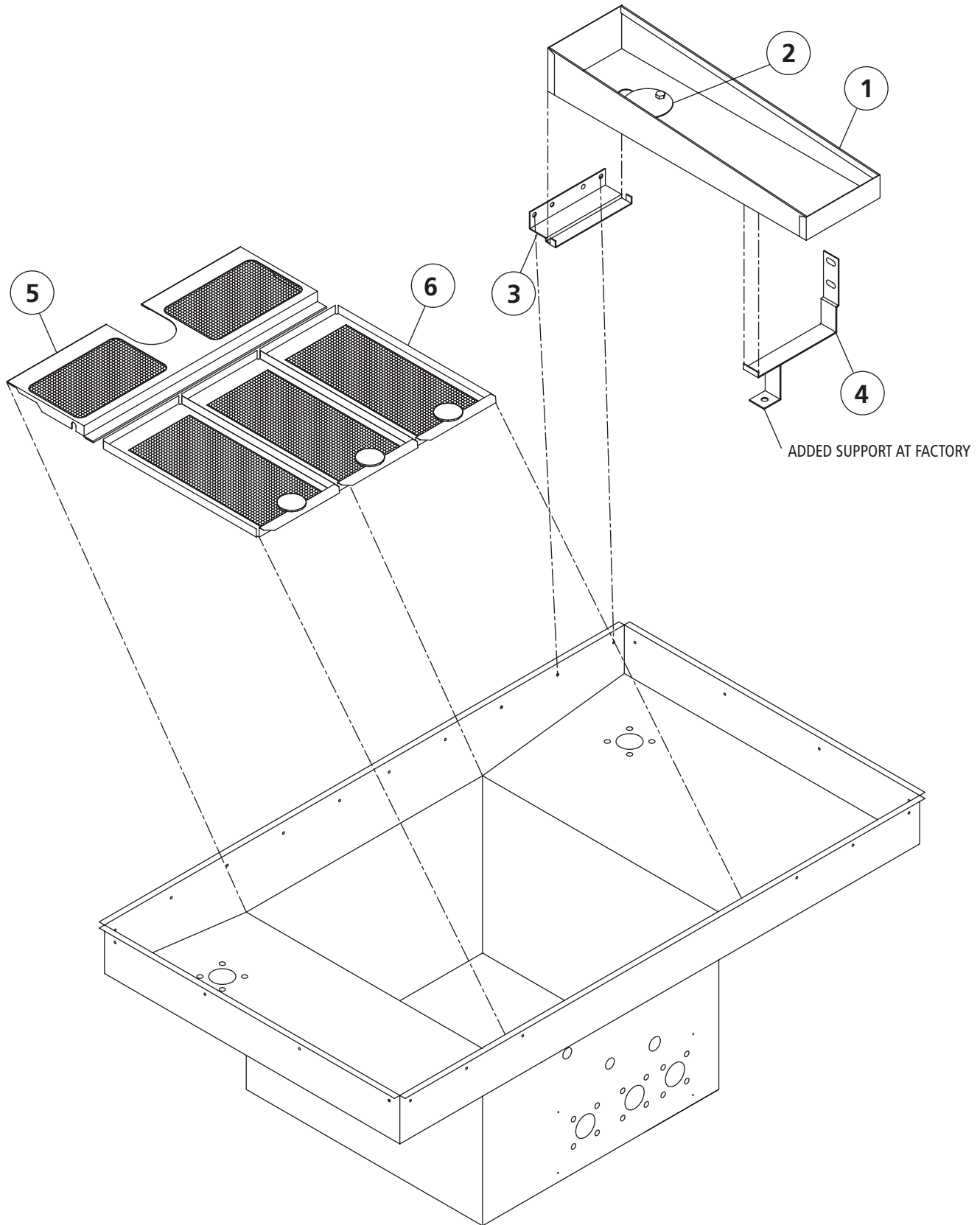


STRAINER PANS

ITEM	DESCRIPTION	REMARKS	QTY	PART#
1	PAN, STRAINER WASH TANK			A10-6647
2	PAN, STRAINER SCRAP SCREEN	12-1/2 X 21		B10-2261
	PAN, STRAINER SCRAP SCREEN	16-1/2 X 21		B10-6030
3	SUPPORT, STRAINER PAN ER-44			A10-6979
4	SUPPORT, STRAINER PAN ER-64 TANKS			A10-6737
5	SUPPORT, STRAINER PAN-GEN2 TANK			A10-7107
6	STRAINER PAN	12-1/2 X 21		A10-2716
7	SCREEN DRAIN			A10-2616
8	SCREEN OVERFLOW			A10-7058
9	DIVERTER, SCRAP TANK WATER	CORNER SCRAPPER		B10-3797
10	BRACKET, SCRAP TANK WATER DIVERTER	CORNER SCRAPPER		A10-3798

* TO ORDER, SUPPLY MACHINE MODEL AND SERIAL NUMBER

ER-44 BASED STRAINER PAN LOCATION

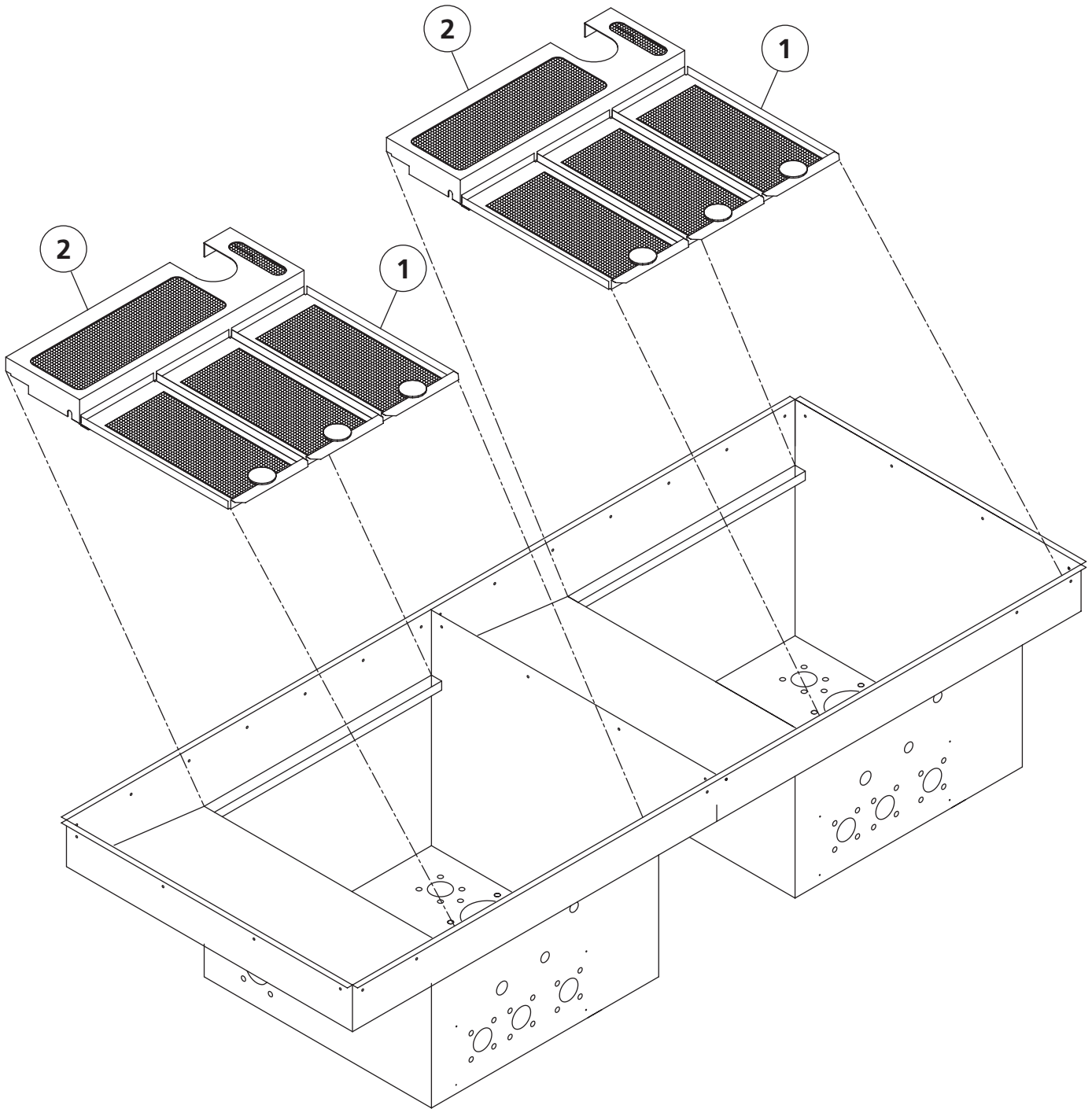


ER-44 BASED STRAINER PAN LOCATION

ITEM	DESCRIPTION	REMARKS	QTY	PART#
1	PAN, RINSE SAVER			B10-2560
2	DIVERTER, RINSE SAVER PAN			A10-2559
3	BRACKET, RINSE SAVER PAN REAR			A10-6974
4	BRACKET, RINSE SAVER PAN FRONT			A10-6975
5	SUPPORT, STRAINER PAN ER-44			A10-6979
6	PAN, STRAINER WASH TANK			A10-6647

* TO ORDER, SUPPLY MACHINE MODEL AND SERIAL NUMBER

ER-64 BASED STRAINER PAN LOCATION

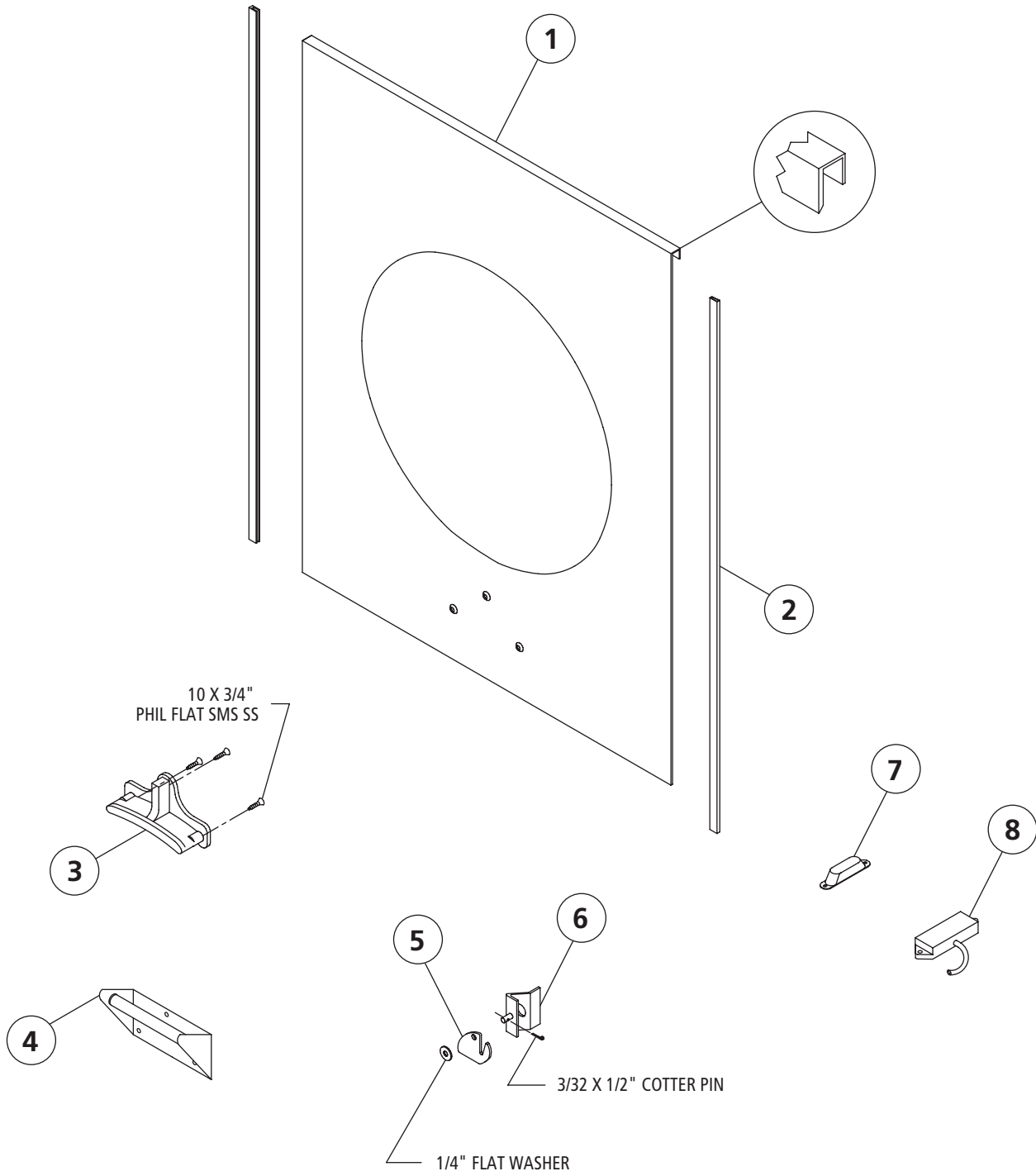


ER-64 BASED STRAINER PAN LOCATION

ITEM	DESCRIPTION	REMARKS	QTY	PART#
1	PAN, STRAINER WASH TANK			A10-6647
2	SUPPORT, STRAINER PAN-GEN2 TANK			A10-7107
	SUPPORT, STRAINER PAN ER TANK			A10-6737

* TO ORDER, SUPPLY MACHINE MODEL AND SERIAL NUMBER

LIFT UP DOORS

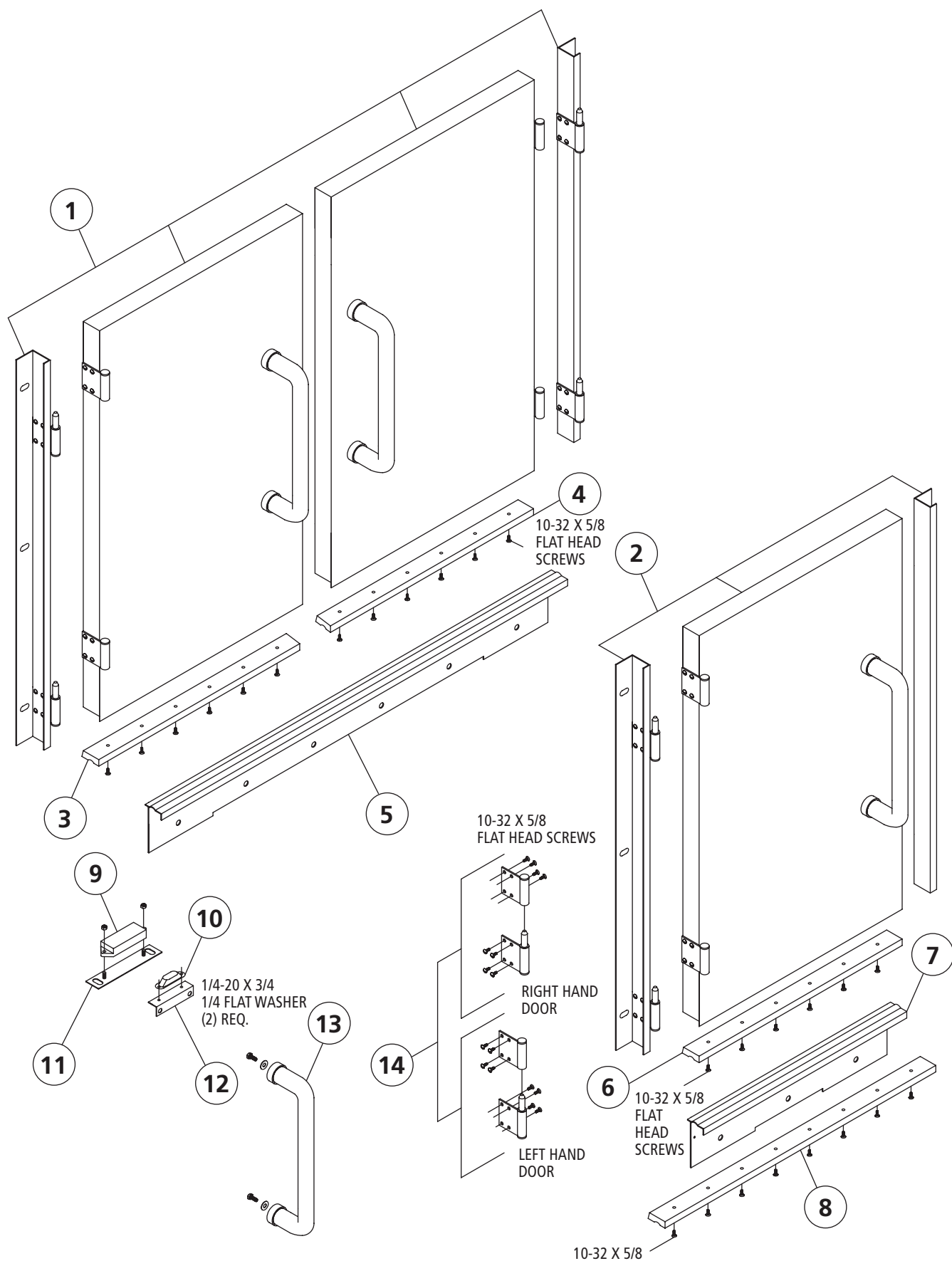


LIFT UP DOORS

ITEM	DESCRIPTION	REMARKS	QTY	PART#
1	DOOR, TEFLON 23.5 X 29	OLD STD.		A10-5844
	DOOR, TEFLON 23.5 X 32	STD.		A10-5978
	DOOR, TEFLON 23.5 X 35	PLUS 3" HOOD		A10-5979
	DOOR, TEFLON 17.5 X 29. 22" SCRAPER	OLD STD.		A10-5846
	DOOR, TEFLON 17.5 X 32. 22" SCRAPER	STD.		A10-5982
	DOOR, TEFLON 17.5 X 35. 22" SCRAPER	PLUS 3" HOOD		A10-5983
2	GUIDE, BLUE TEFLON DOOR 28-1/4"	OLD STD.		P57-5775
	GUIDE, BLUE TEFLON DOOR 31-1/2"	STD.		P57-6948
	GUIDE, BLUE TEFLON DOOR 36-1/2"	PLUS 3" HOOD		P57-5286
3	HANDLE, DOOR W/SCREWS			B59-1448
4	HANDLE, STAINLESS STEEL	PRISON PKG.		A10-3314
5	CATCH SAFETY			A10-1578
6	BRACKET, DOOR SFETY CATCH			A10-1759
7	MAGNET, ASSEMBLY STERO REED			A10-4275
8	SWITCH, REED WITH SJ CORD			B10-5595
ER-44 HAS 1 LIFT UP DOOR				
ER-64 HAS 2 LIFT UP DOORS				
ER-66S HAS 1 LIFT UP & 1 22" LIFT UP SCRAPER DOOR				
ER-76S HAS 2 LIFT UP DOORS				
ER-86S HAS 2 LIFT UP & 1 22" LIFT UP SCRAPER DOOR				
ER-94S HAS 3 LIFT UP DOORS				
CORNER SCRAPPERS DO NOT HAVE A DOOR				

* TO ORDER, SUPPLY MACHINE MODEL AND SERIAL NUMBER

CABINET STYLE DOORS

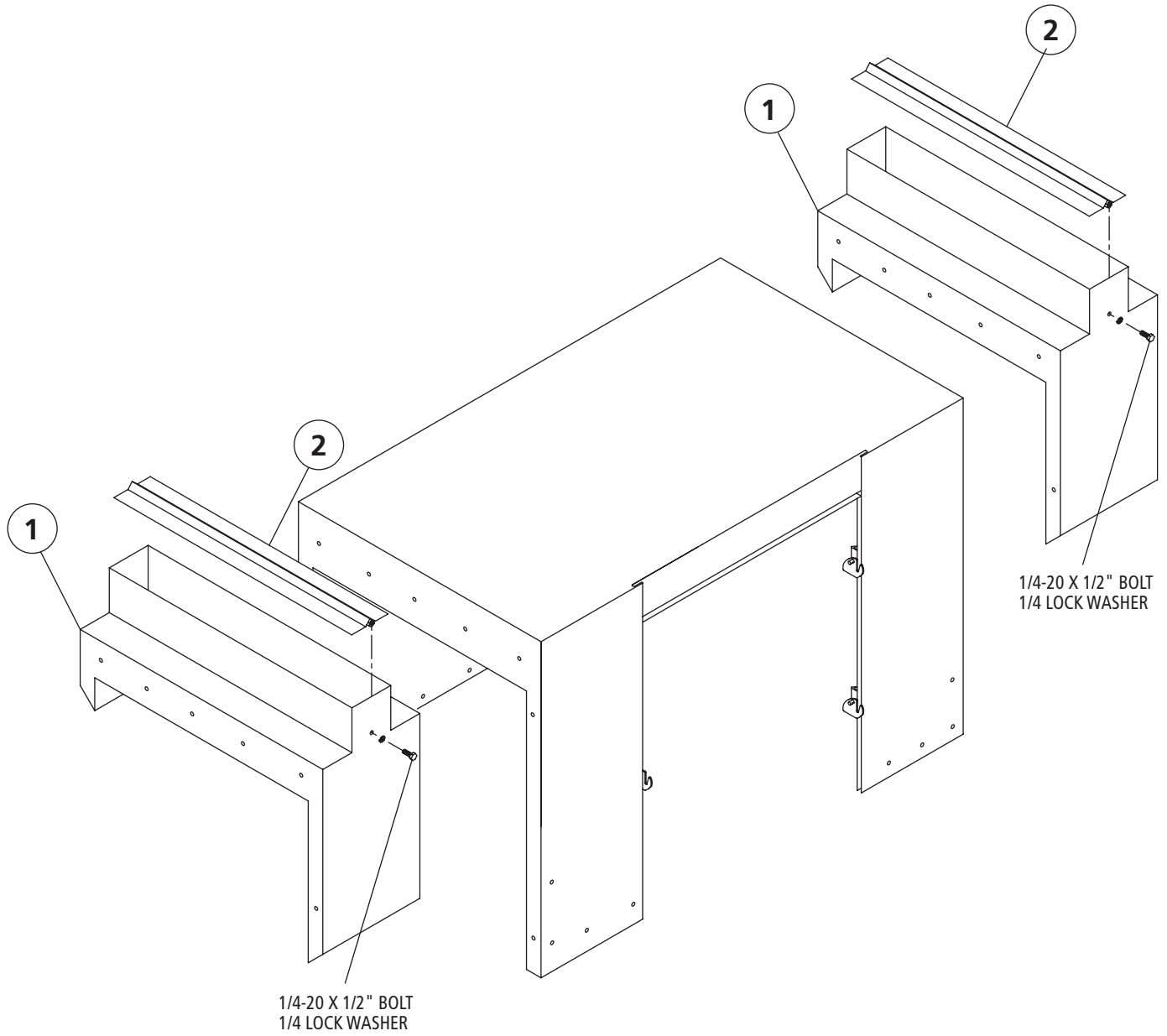


CABINET STYLE DOORS

ITEM	DESCRIPTION	REMARKS	QTY	PART#
1	DOORS, DOUBLE 18" CABINET DOOR ASSEMBLY	INCLUDES #3, 4, 13 & 14		* Z99-0037
2	DOOR, SINGLE 18" CABINET DOOR ASSEMBLY	INCLUDES #6, 13 & 14		* Z99-0035
	DOOR, SINGLE 24" CABINET DOOR ASSEMBLY	INCLUDES #8, 13 & 14		* Z99-0036
3	SEAL, 2 DOOR LEFT UHMW NARROW			A10-6691
4	SEAL, 2 DOOR RIGHT UHMW NARROW			A10-6692
5	THRESHOLD, 36" CABINET DOUBLE DOOR			A10-6725
6	SEAL, DOOR 18" UHMW NARROW			A10-6690
7	THRESHOLD, 18" NARROW DOOR			A10-6723
	THRESHOLD, 24" WIDE DOOR			A10-6724
8	SEAL, DOOR 24" WIDE DOOR			A10-6693
9	REED SWITCH ASSEMBLY			B10-4274
10	MAGNET, ASSY STERO REED B10-4274			A10-4275
11	BRACKET, INSULATED DOOR SWITCH			A10-6735
12	BRACKET, INSULATED DOOR MAGNET			A10-6736
13	HANDLE, TUBULAR INSULATED DOOR			A10-6703
14	HINGE, INSULATED CAB DOOR			P60-6680
ER-44 HAS DOUBLE 18" CAB DOOR SET				
ER-64 HAS 2 SINGLE 24" CAB DOOR				
ER-66S HAS DOUBLE 18" SET & SINGLE 18" SCRAPPER DOOR				
ER-76S HAS DOUBLE 18" SET AND SINGLE 24" SCRAPPER DOOR				
ER-86S HAS 2 SINGLE 24" DOORS AND 1 SINGLE 18" SCRAPPER DOOR				
ER-94S HAS 2 SINGLE 24" DOORS AND 1 SINGLE 24" SCRAPPER DOOR				
CORNER SCRAPPERS DO NOT HAVE A DOOR				

* TO ORDER, SUPPLY MACHINE MODEL AND SERIAL NUMBER

EXHAUST VENT COWLS

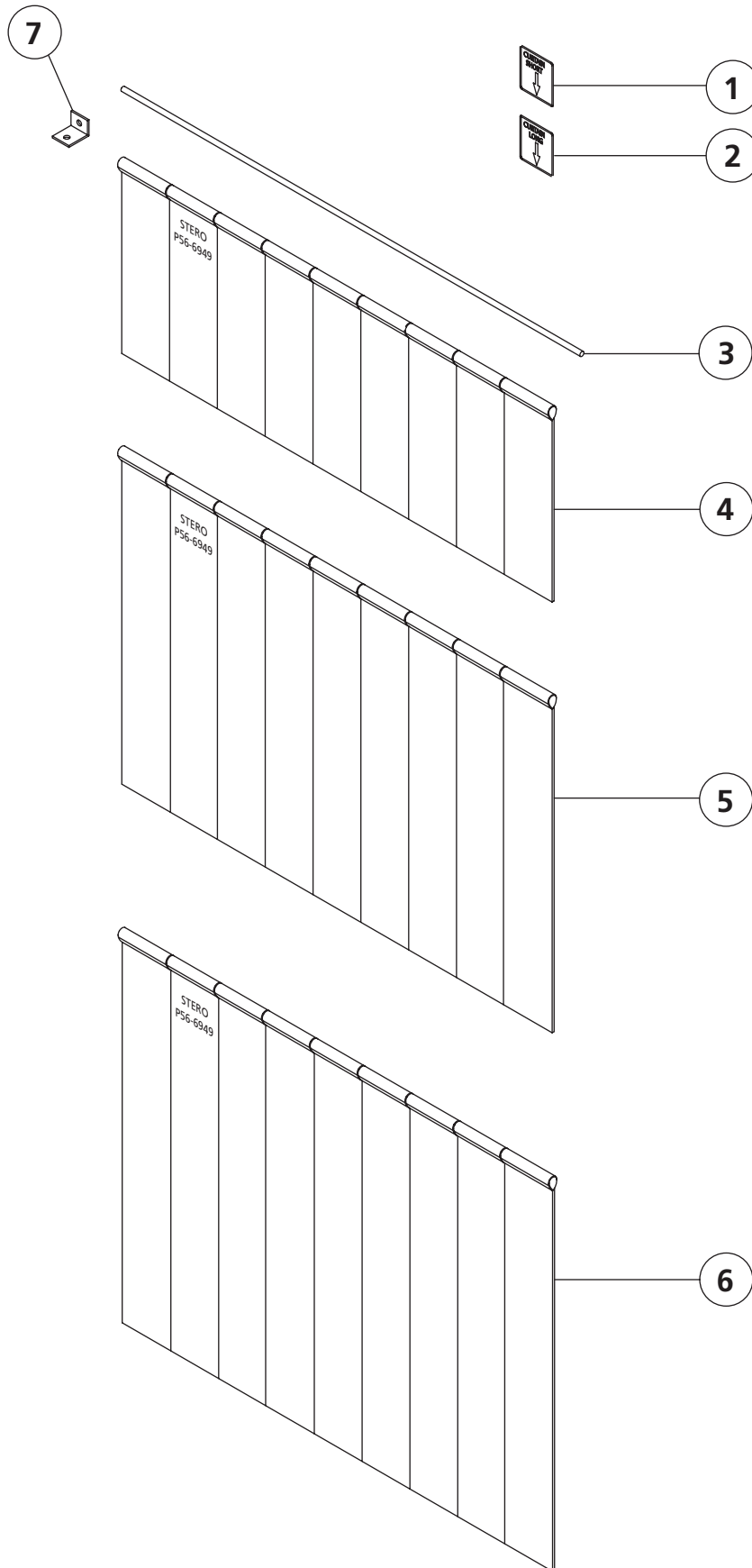


EXHAUST VENT COWLS

ITEM	DESCRIPTION	REMARKS	QTY	PART#
1	VENT COWL			A10-1255
	VENT COWL + 3"			A10-6562
	VENT COWL + 6"			A10-6563
	VENT COWL, SIDE LOAD EXT PAWL			A10-2010
2	DAMPER VENT COWL 24-3/4" X 3-3/4"			A10-3680

* TO ORDER, SUPPLY MACHINE MODEL AND SERIAL NUMBER

CURTAINS & RODS

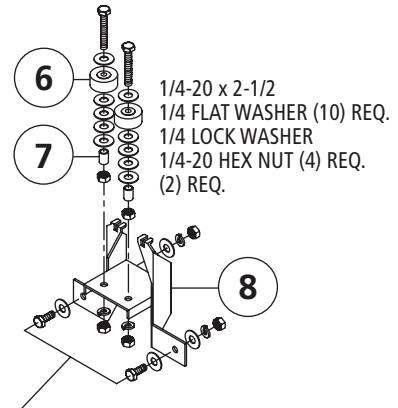
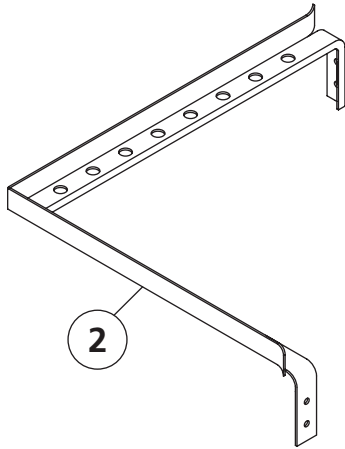
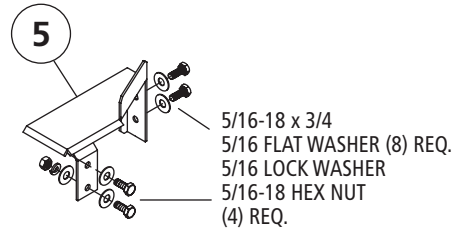
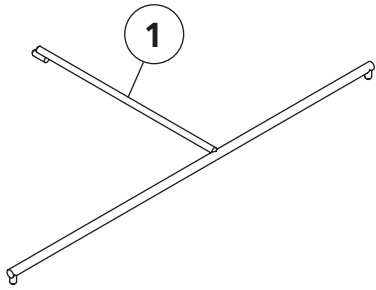


CURTAINS & RODS

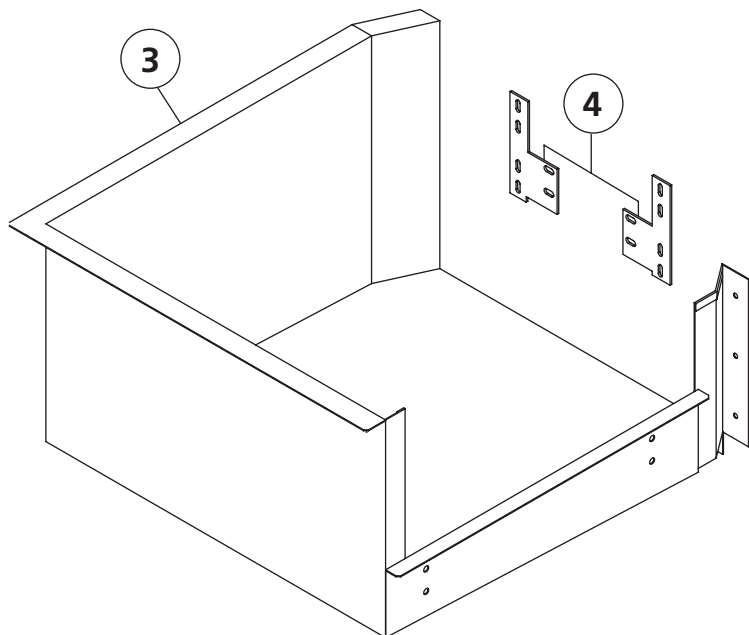
ITEM	DESCRIPTION	REMARKS	QTY	PART#
1	DECAL, CURTAIN SHORT			A69-1974
2	DECAL, CURTAIN LONG			A69-1975
3	ROD, CURTAIN 24-1/8 X 1/4" DIA	STANDARD		A10-2202
	ROD, CURTAIN 22-1/4 X 1/4" DIA SLOTTED	USED WITH HOOD EXTENSIONS		A10-2213
4	CURTAIN, SHORT SIZE "D"	22-5/8 X 9"		P56-1685
5	CURTAIN, LONG SIZE "C"	22-5/8 X 17"		P56-1684
6	CURTAIN, LONG SIZE "E"	22-5/8 X 20"		P56-6949
7	BRACKET, PRISON PACKAGE			A10-5168
NOT SHOWN	CURTAIN, EXTRA LONG (USED ON MACHINES WITH + 6 HOOD HEIGHT)	22-5/8 X 24"		P56-5629
NOT SHOWN	CURTAIN HOOK (WELDED TO MACHINE)			A10-2677
NOT SHOWN	PRISON PACKAGE CURTAIN ROD	STUD WELDED ON AT FACTORY		*A10-2202

* TO ORDER, SUPPLY MACHINE MODEL AND SERIAL NUMBER

SIDE LOADER PARTS

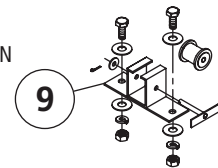


5/16-18 x 7/8
5/16 FLAT WASHER (4) REQ.
5/16 LOCK WASHER
5/16-18 HEX NUT (4) REQ.



5/16-18 x 1
5/16 FLAT WASHER
5/16 LOCK WASHER
5/16-18 HEX NUT (4) REQ.
(2) REQ.

1/16 X 3/8 COTTER PIN
1/4 FLAT WASHER

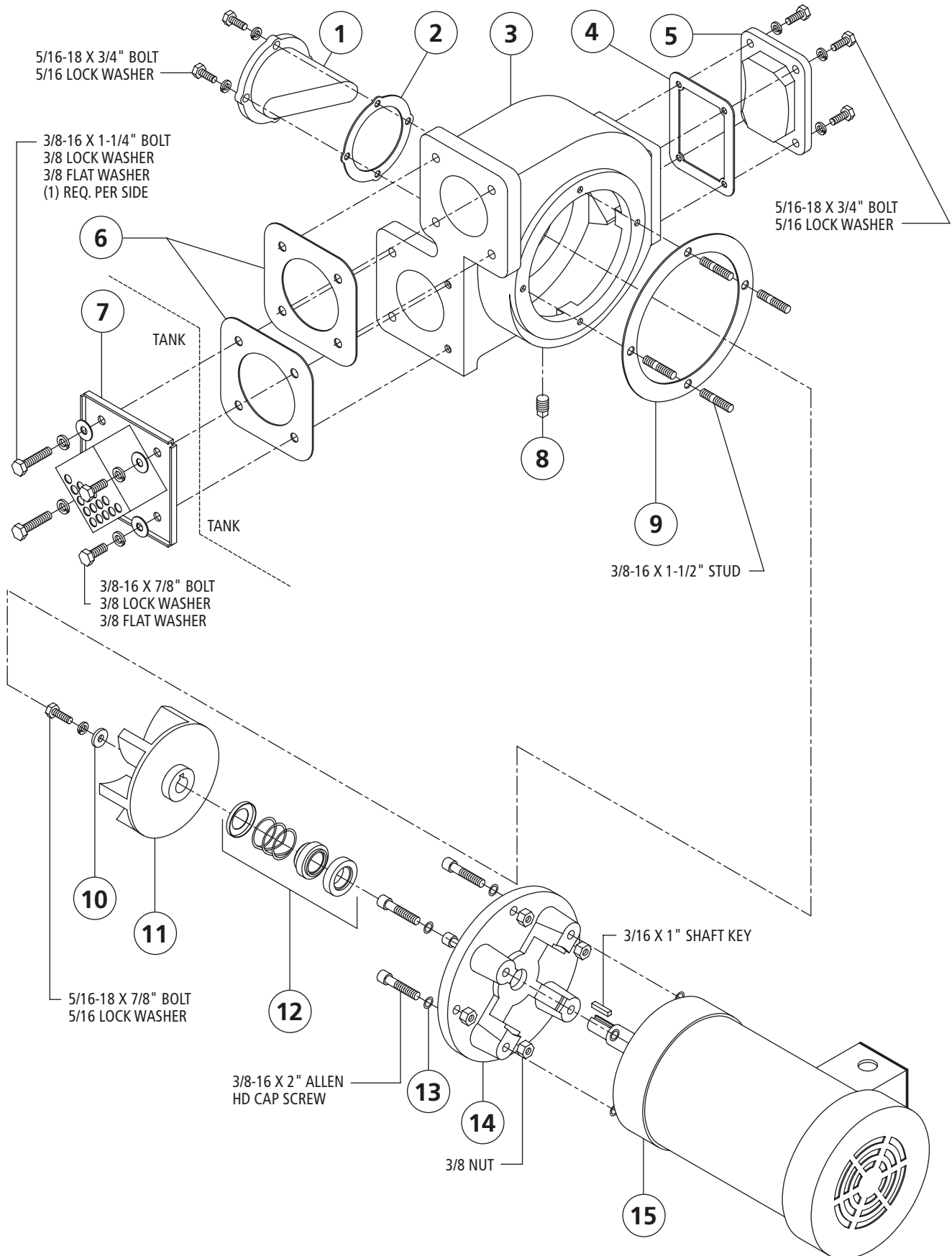


SIDE LOADER PARTS

ITEM	DESCRIPTION	REMARKS	QTY	PART#
1	BRACKET, RACK SUPPORT L-R	RAC-27		A10-7061
	BRACKET, RACK SUPPORT R-L	RAC-27		A10-7062
	BRACKET, RACK SUPPORT L-R	RAC-32		A10-7065
	BRACKET, RACK SUPPORT R-L	RAC-32		A10-7066
2	TRACK, L-R	RAC-27		B10-7088
	TRACK, R-L	RAC-27		B10-7089
	TRACK, L-R	RAC-32		B10-7092
	TRACK, R-L	RAC-32		B10-7093
3	TANK, SIDE LOADER L-R	RAC-27		B10-7076
	TANK, SIDE LOADER R-L	RAC-27		B10-7077
	TANK, SIDE LOADER L-R	RAC-32		B10-7080
	TANK, SIDE LOADER R-L	RAC-32		B10-7081
4	BRACKET, JOINER	ALL	2	A10-7106
5	SHELF, RACK L-R	RAC-27		A10-7094
	SHELF, RACK R-L	RAC-27		A10-7095
	SHELF, RACK L-R	RAC-32		A10-7098
	SHELF, RACK R-L	RAC-32		A10-7099
6	ROLLER, BELT	ALL	2	A59-1140
7	STANDOFF, .375 DIA .75 LG	ALL	2	A10-2070
8	BRACKET, GUIDE PAWL BAR	ALL		A10-7100
9	ASSYEMBLY, ROLLER BRACKET	ALL		F99-0079
	COMPLETE RAC-27 SIDE LOADER L-R	W/O HOOD		A10-4430
		W/ HOOD		A10-4431
	COMPLETE RAC-27 SIDE LOADER R-L	W/O HOOD		A10-7120
	COMPLETE RAC-32 SIDE LOADER L-R	W/O HOOD		A10-7123
	COMPLETE RAC-32 SIDE LOADER R-L	W/O HOOD		A10-7124

* TO ORDER, SUPPLY MACHINE MODEL AND SERIAL NUMBER

368 PUMP & 2 HP MOTOR

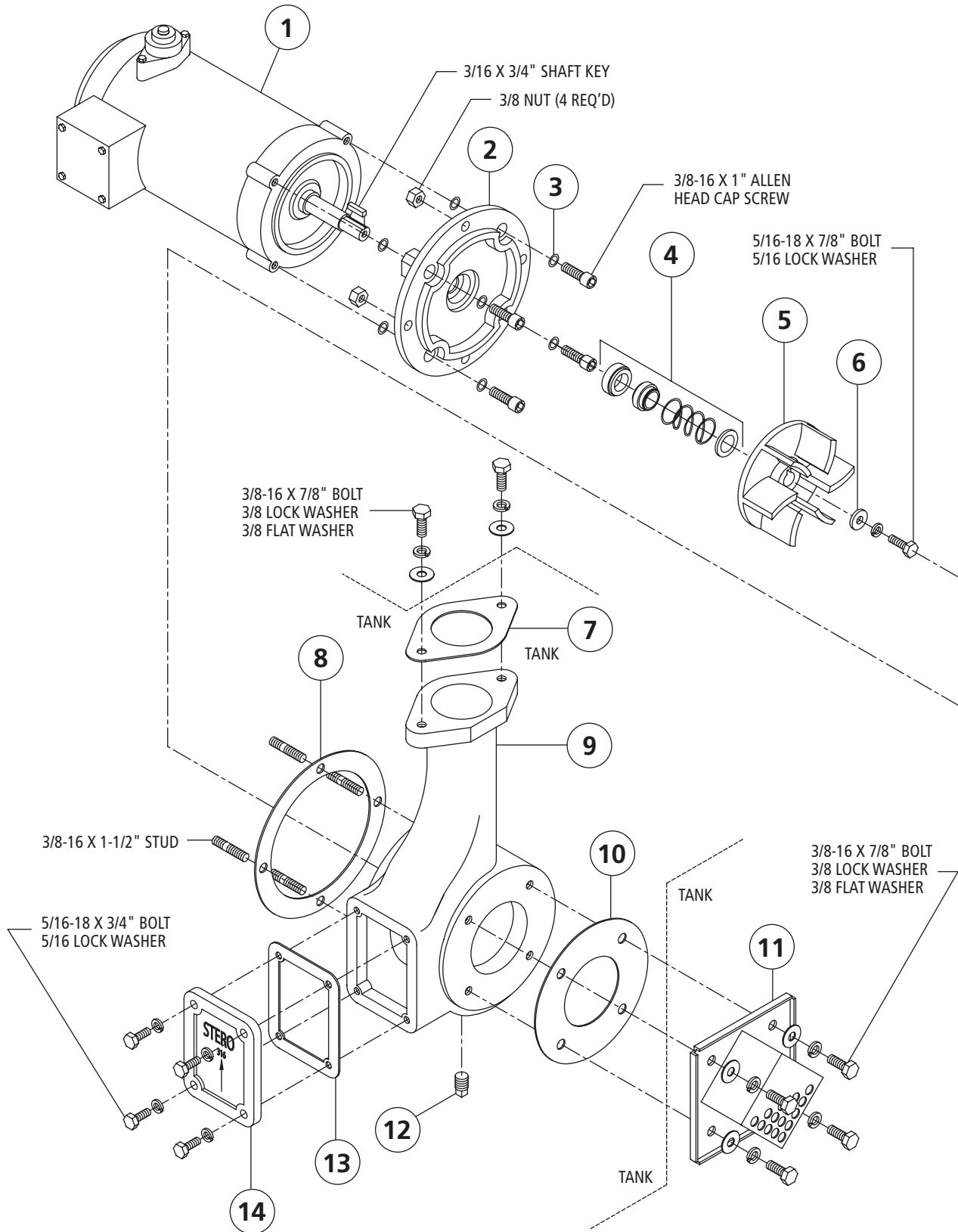


368 PUMP & 2 HP MOTOR

ITEM	DESCRIPTION	REMARKS	QTY	PART#
1	COVER, CLEAN OUT #371			A10-1300
2	GASKET "Z1" ROUND INSPECTION COVER			A57-1755
3	PUMP HOUSING #368			C10-1089
4	GASKET "G" 317 INSPECTION COVER			A57-1754
5	COVER, INSPECTION #317			A10-1753
6	GASKET "N" 368 PUMP MOUNTING		2	B57-1757
7	ASSM. PUMP INTAKE SCREEN UNIVERSAL			B10-5763
8	PLUG, BLACK IRON 1/4" MIP			P68-1605
9	GASKET, "Z" MOTOR FLANGE LARGE			B57-1756
10	WASHER, HEAVY FLAT MOTOR END SHAFT TO IMPELLAR			A10-2014
11	IMPELLER SS #375 (2 HORSE)			B10-5488
12	SHAFT SEAL 1"			P57-1697
13	WASHER, SS MOTOR FLANGE		8	P67-1909
14	END BELL #499			C10-1052
15	MOTOR 2HP 208/240/460V 3PH 60HZ			P41-1341
	PUMP HOUSING ASSEMBLY #368 (INCLUDES ITEMS 1,2,3,4,5 & 8) NEED TO ORDER (2) ITEM #6, (1) ITEM #9			B10-1752
	COMPLETE 2 HP 3 PHASE MOTOR W/ 375 INPELLER (INCLUDES ITEMS 10-15) NEED TO ORDER (1) ITEM #9			B10-2179

* TO ORDER, SUPPLY MACHINE MODEL AND SERIAL NUMBER

321 PUMP & 1 HP MOTOR

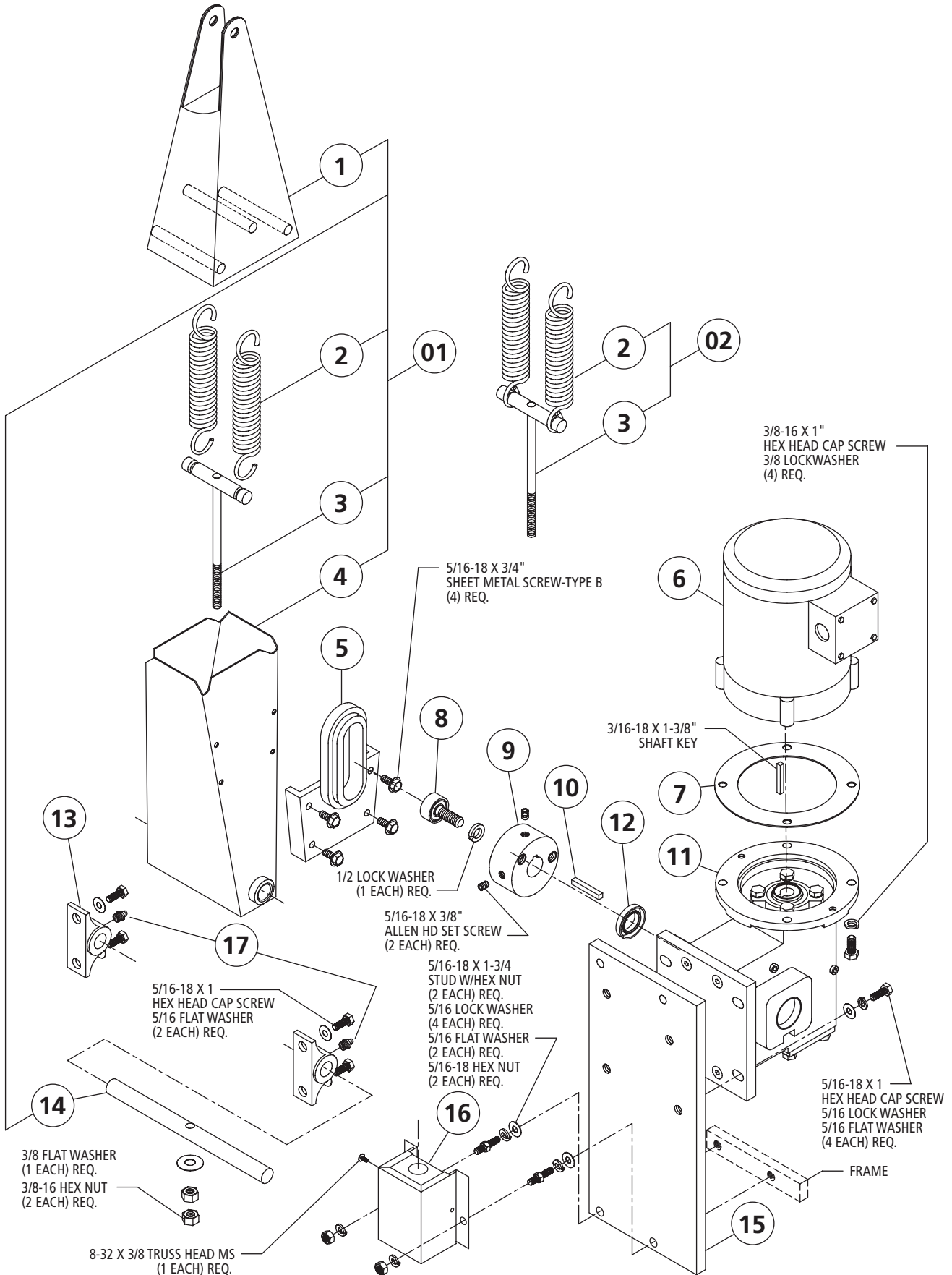


321 PUMP & 1 HP MOTOR

ITEM	DESCRIPTION	REMARKS	QTY	PART#
1	MOTOR, 1HP 208/230/460 V. 3PH			P41-2220
	MOTOR, 1 HP 115/230 V. 1PH			P41-2219
2	END BELL, #498A 1 HP TO 1 HP PUMP			C10-2173
	END BELL, #498B 1 HP TO 2 HP PUMP			C10-2175
3	WASHER, S/S MOTOR FLANGE		8	P67-1909
4	SEAL, SHAFT 3/4"			P57-1696
5	IMPELLER, #307 S/S			B10-5490
6	WASHER, HEAVY FLAT MOTOR END SHAFT TO IMPELLER			A10-2014
7	GASKET, "T" 321 PUMP DISCHARGE			B57-2444
8	GASKET, "L" MOTOR TO PUMP			B57-2443
9	HOUSING, PUMP #321			C10-2440
10	GASKET, "S" PUMP SUCTION FLANGE			B57-2442
11	SCREEN, PUMP INTAKE UNIVERSAL			B10-5763
12	PLUG, 1/4" NPT			P68-1605
13	GASKET, "G" 316 & 317 INSPECTION COVER			A57-1754
14	COVER, INSPECTION #316			A10-2441
	COMPLETE 3 PHASE MOTOR WITH IMPELLER (ASSEMBLY INCLUDES ITEMS 1 THRU 6 & MISC HARDWARE)	NEED TO ORDER (1) ITEM # 8		B10-4171
	COMPLETE 1 PHASE MOTOR WITH IMPELLER (ASSEMBLY INCLUDES ITEMS 1 THRU 6 & MISC. HARDWARE)	NEED TO ORDER (1) ITEM # 8		B10-2185
	PUMP COMPLETE #321 (ASSEMBLY INCLUDES ITEMS 9,12,13 & 14)	NEED TO ORDER (1) ITEM 7, 8 & 10		B10-2479

* TO ORDER, SUPPLY MACHINE MODEL AND SERIAL NUMBER

MOTOR & GEAR BOX DRIVE ASSEMBLY

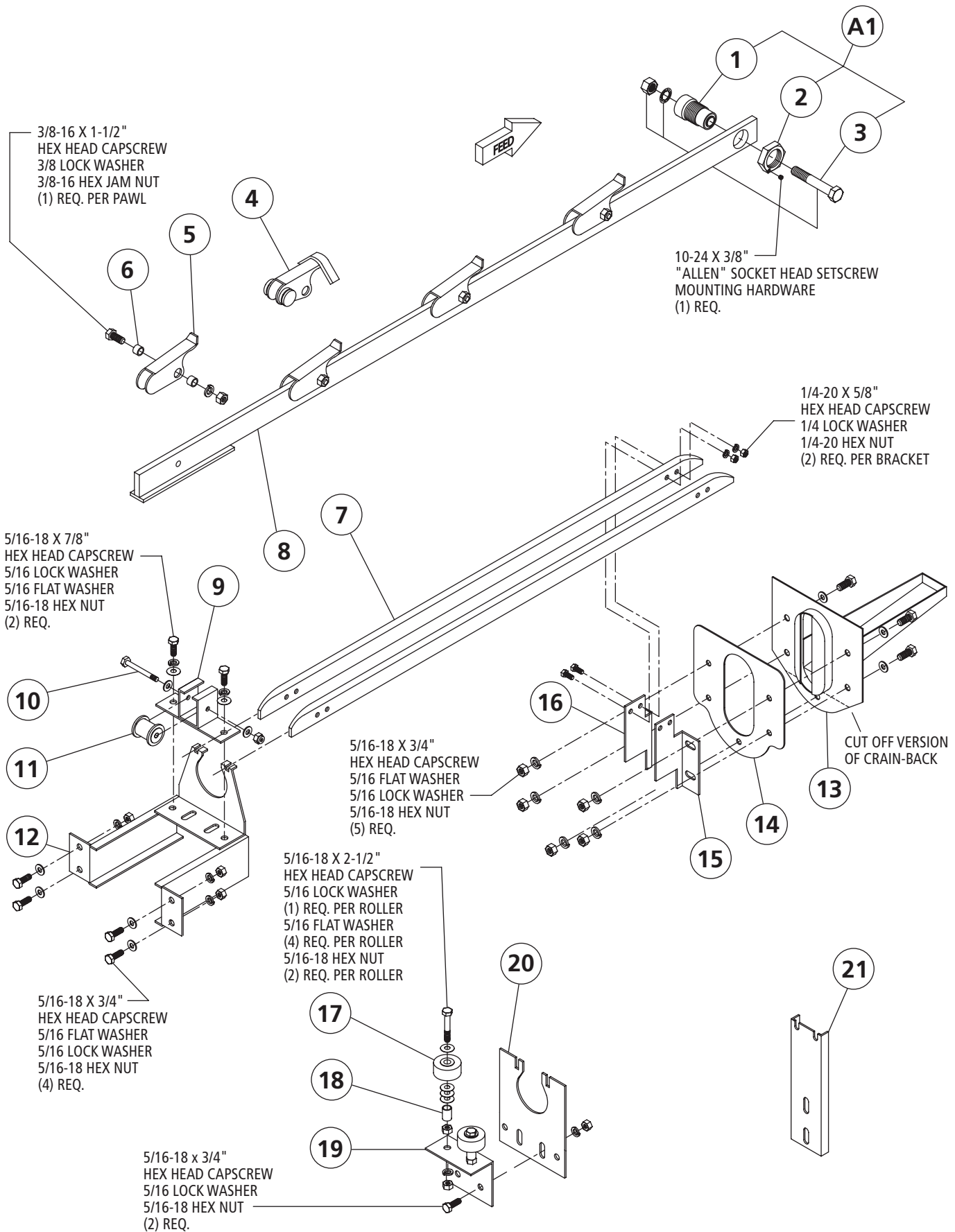


MOTOR & GEAR BOX DRIVE ASSEMBLY

ITEM	DESCRIPTION	REMARKS	QTY	PART#
01	ASSY, COMPLETE CONVEYOR RELEASE HOUSING	INCLUDES ITEMS: 1, 2, 3, 4 & 14		B10-1940
02	ASSY, CONVEYOR RELEASE SPRING/TENSION BAR	INCLUDES ITEMS: 2 & 3		B10-6243
1	HOUSING, RELEASE UPPER HALF			A10-1942
2	SPRING, CONVEYOR RELEASE		2	A60-1104
3	BAR, TENSION CONVEYOR RELEASE			A10-1234
4	HOUSING, RELEASE LOWER HALF			A10-1941
5	FOLLOWER, DRIVE ARM - ECCENTRIC CAM	CASTING # 1104		A10-1948
6	MOTOR, 1/4 HP 208/230/460 V. 3 PH.			P41-2218
7	GASKET, CONVEYOR MOTOR/GEAR BOX			A57-1020
8	BEARING, CONVEYOR ECCENTRIC & IDLER WHEEL			P66-6337
9	ECCENTRIC, CONVEYOR DRIVE			B10-1304
10	KEY, SHAFT 1/4" STAINLESS STEEL			P50-1338
11	GEAR BOX 71:1 LEFT HAND	SHOWN		P58-1216
	GEAR BOX 71:1 RIGHT HAND			P58-1215
	GEAR BOXES USE SAE 90 WT. OIL			
12	SEAL, OUTPUT SHAFT (WINDSMITH)			P57-5899
13	BEARING, JOURNAL W/FITTING		2	A10-1939
14	SHAFT, CROSS CONVEYOR RELEASE			A10-1233
15	PLATE, GEAR BOX MOUNTING			B10-1949
16	BOX, TABLE LIMIT SWITCH CONNECTION POINT			A10-6312
17	FITTING, ZIRK FOR JOURNAL BEARING			P66-1221

* TO ORDER, SUPPLY MACHINE MODEL AND SERIAL NUMBER

STRAIGHT DRIVE SECTION ASSEMBLY

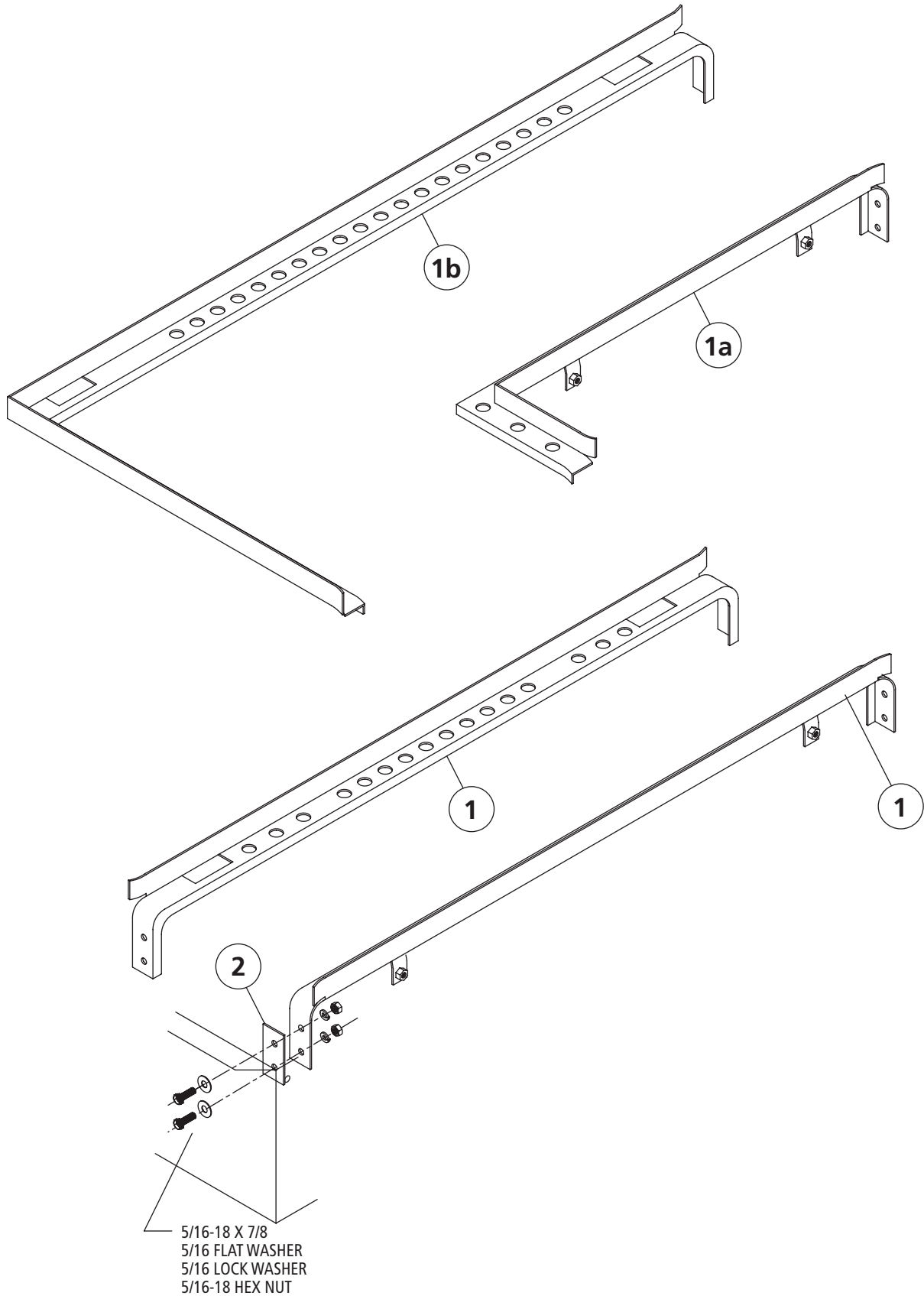


STRAIGHT DRIVE SECTION ASSEMBLY

ITEM	DESCRIPTION	REMARKS	QTY	PART#
A1	COUPLING ASSY W/RUBBER INSERT	INCLUDES 1-2-3		A10-1943
1	CONVEYOR BAR BEARING WITH INSERT			A10-2637
2	LOCKNUT, CONVEYOR BAR BEARING			A10-1213
3	MNTG. HARDWARE, CONVEYOR BAR PIVOT BRNG.			P67-2078
4	PAWL CORNER	CORNER SCRAPPERS, SIDELOADER, EXTENDED PAWL BAR		B10-1274
5	PAWL CONVEYOR DRIVE STAND			B10-1273
6	PAWL BUSHING S.S.			A51-1095
7	GUIDE RAIL	ER-44	2	B10-2720
	GUIDE RAIL	ER-64	2	B10-2604
	GUIDE RAIL	ER-66S	2	B10-2721
	GUIDE RAIL	ER-76S(SC)	2	B10-2605
	GUIDE RAIL	ER-86S(SC)	4	B10-2605
	GUIDE RAIL	ER-94S(SC)	4	B10-2605
8	PAWL BAR	ER-44		B10-1944
	PAWL BAR	ER-64		B10-2598
	PAWL BAR	ER-66S		B10-1272
	PAWL BAR	ER-76S (SC)		B10-2599
	PAWL BAR (BAR CUT TO SIZE)	ER-86S (SC), ER-94S (SC)		* B10-2603
9	BRCKT CONVYR ROLLER ASMBLY			A10-1280
10	MNTG. HARDWARE, CONVEYOR ROLLER			A10-1281
11	ROLLER, CONVEYOR BAR			A59-1202
12	BRCKT ASSY W/RLLR & RAIL YK LG			B10-3684
13	DRAIN BACK CONV DRIVE TRIMMED			A10-6733
14	GASKET "Q" DRAIN-BACK			A57-2079
15	BRCKT GUIDE RAIL SUPPORT L-H			A10-1946
16	BRCKT GUIDE RAIL SUPPORT R-H			A10-1947
17	BELT ROLLERS UHMW			A59-1140
18	SPACER STAND-OFF LEGS			A10-2070
19	BRACKET, CENTER SUPPORT ROLLER			B10-2610
20	BRACKET, CENTER SUPPORT YOKE			B10-2609
21	BRACKET, SUPPORT TRACK CTR			A10-4550

* TO ORDER, SUPPLY MACHINE MODEL AND SERIAL NUMBER

TRACKS

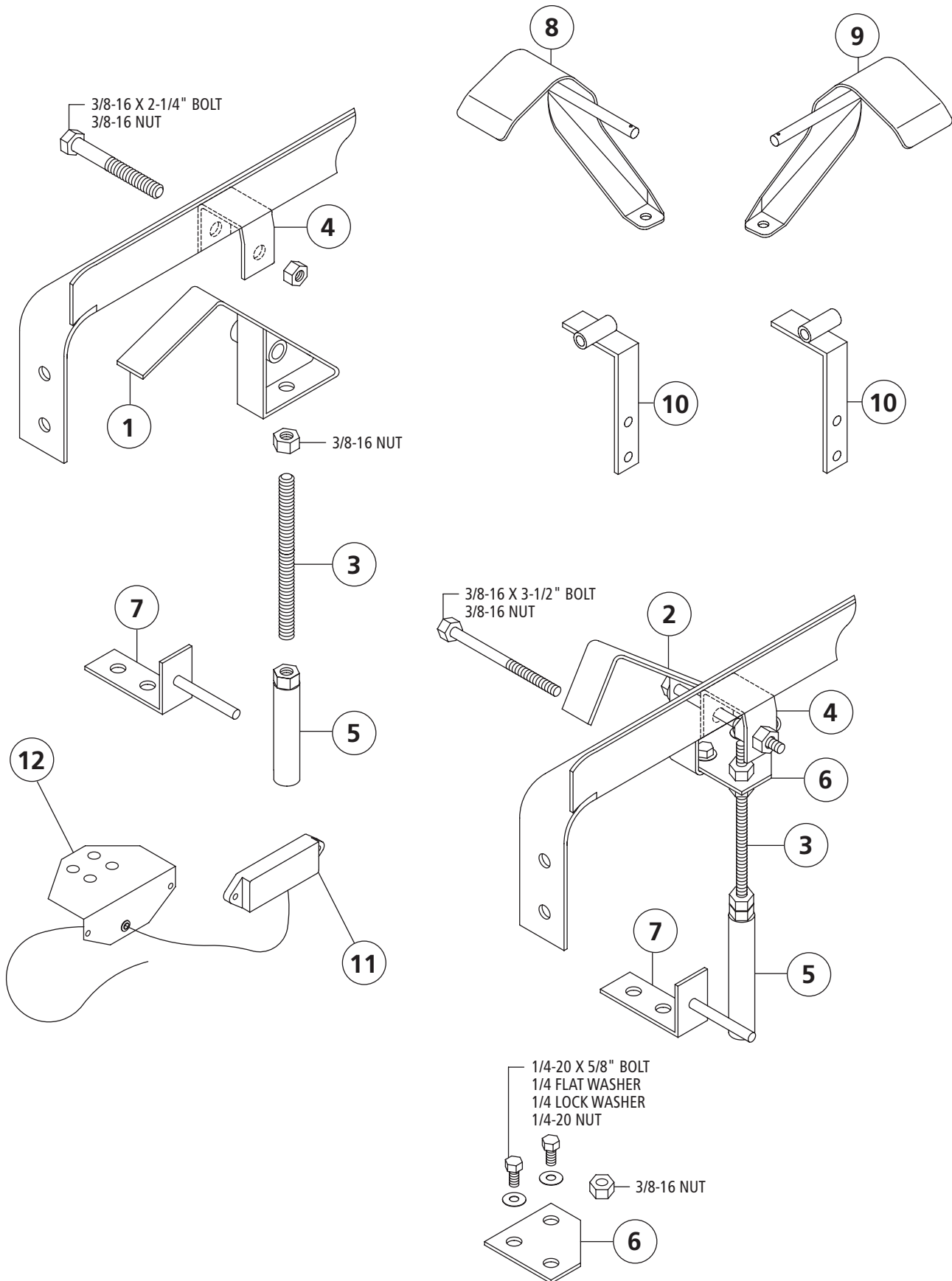


TRACKS

ITEM	DESCRIPTION	REMARKS	QTY	PART#
1	TRACK, ER-44			* B10-1950
	TRACK, ER-64			* B10-2565
	TRACK, ER-66S			* B10-3537
	TRACK, ER-76S, ER-86S, ER-94S			* B10-2566
	TRACK, ER-76SC, ER-94SC FRONT			* B10-3538
	TRACK, ER-76SC, ER-94SC REAR			* B10-3540
1a	TRACK, ER-76SC, ER-94SC FRONT CORNER	L-R or R-L		* B10-3539
1b	TRACK, ER-76SC, ER-94SC REAR CORNER	L-R or R-L		* B10-3541
2	SHIM, TRACK			A10-4566

* TO ORDER, SUPPLY MACHINE MODEL AND SERIAL NUMBER

START & RINSE LEVER ASSEMBLIES

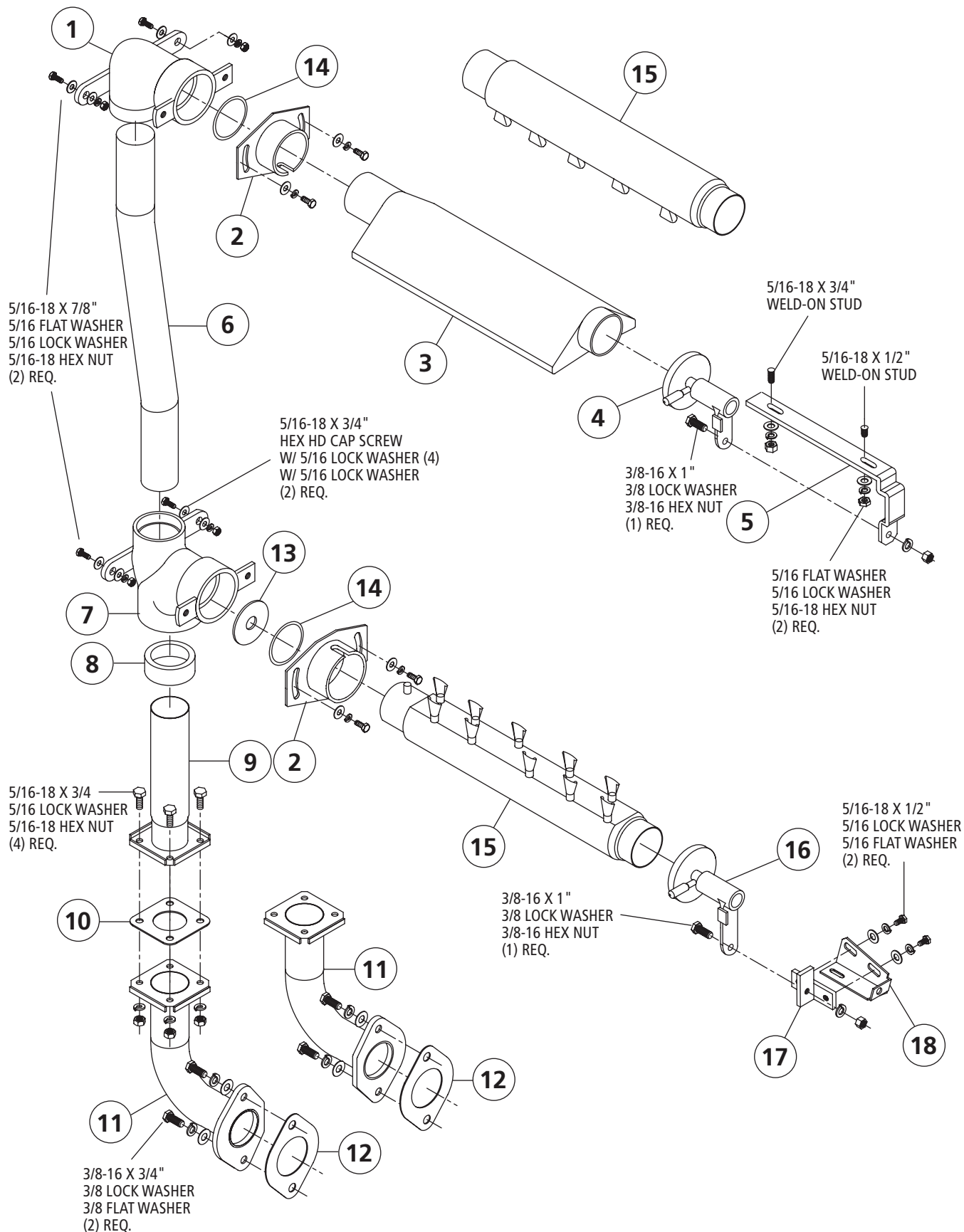


START & RINSE LEVER ASSEMBLIES

ITEM	DESCRIPTION	REMARKS	QTY	PART#
1	LEVER,AUTO START 65 DEGREE			B10-1980B
2	LEVER,FINAL RINSE 90 DEGREE			B10-1980A
3	STUD, S.S. 3/8-16 X 2-1/4"			A67-2388
	STUD, S.S. 3/8-16 X 3-1/4"			A67-2065
	STUD, S.S. 3/8-16 X 4-5/8"			A67-2064
	STUD, S.S. 3/8-16 X 5-1/2"			A67-2390
4	BRCKT PVT RACK SWTCH ASSY LVR			A10-1976
5	MAGNET, ASSY RACK SENSING			A10-1585
6	LEVER, STUD RETAINER			A10-5269
7	START SWITCH POST SUPPORT			A10-5270
8	LEVER, START SWITCH L-R	W/CORNER SCRAPPER		B10-3310
9	LEVER, START SWITCH R-L	W/CORNER SCRAPPER		B10-3312
10	BRACKET, MOUNTING START PAWL (L-R OR R-L)	W/CORNER SCRAPPER		*A10-3831
11	SWITCH, REED WITH SJ CORD			B10-5595
12	BRACKET, MOUNTING REED SWITCH			A10-4273

* TO ORDER, SUPPLY MACHINE MODEL AND SERIAL NUMBER

SCRAPPER TANK SPRAY ASSEMBLY

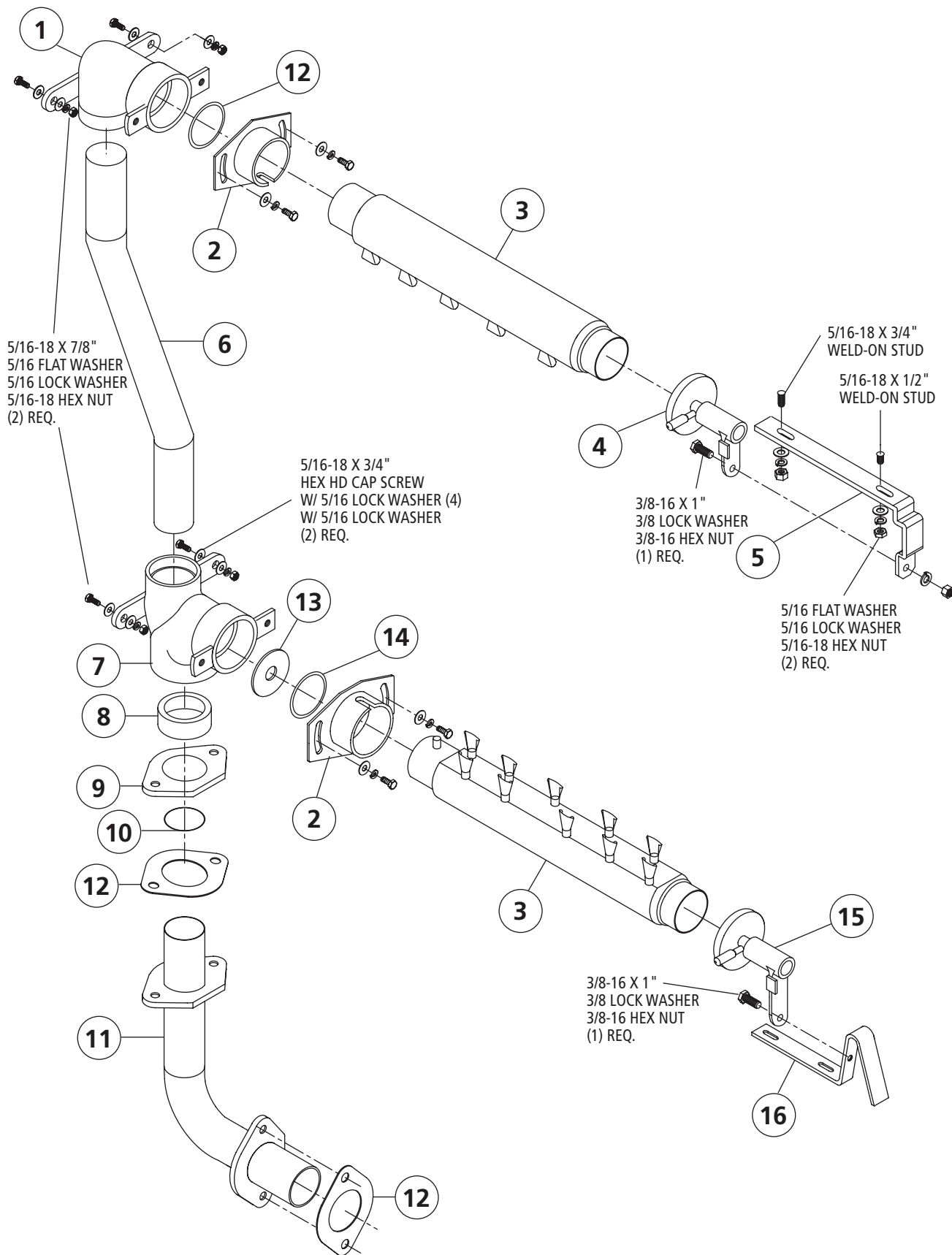


SCRAPPER TANK SPRAY ASSEMBLY

ITEM	DESCRIPTION	REMARKS	QTY	PART#
1	CASTING ELBOW SUPPLY MANIFOLD			P44-6452
2	ADAPTOR, MANIFOLD			B10-2250
3	MANIFOLD 18 SPRY UPR SCRAPPER	22" SCRAPPER		C10-1045
4	ASSY MANIFOLD QUICK RELEASE TOP			B10-6355
5	BRCKT QUICK RELEASE TOP			A10-6429
6	SCRAPPER RISER TUBE	*		A10-2275
7	CASTING TEE COMBO SUPPLY MANIFOLD			P44-6451
8	BUSHING SCRAPPER TEE			A10-6673
9	TUBE, SCRAPPER MANIFOLD RISER			A10-2270
10	SCRAPPER MANIFOLD RISER GASKET			A57-1114
11	TUBE ASSY DISCH SCRPPR PUMP*	LEFT TO RIGHT		B10-1186A
	TUBE ASSY DISCH SCRPPR PUMP*	RIGHT TO LEFT		B10-1186B
12	GASKET T 321 PUMP DISCHARGE			B57-2444
13	RESTRCTR FLW SPRY MANIF S/S 1"	10 SPRAYERS		A10-2253
14	O RING #228 VITON MANFLD ADAPT			P57-2519
15	MANIFOLD 10 SPRY LWR SCRAPPER			B10-2258
	MANIFOLD 10 SPRY UPPER SCRAPPER	30" SCRAPPERS		B10-2258
16	ASSY MANIFOLD QUICK RELEASE BOTTOM			B10-6356
17	BRCKT QUICK RELEASE ADJUSTABLE MTG			A10-6706
18	BRCKT QUICK RELEASE BOTTOM ER BASE MTG			A10-6441

* TO ORDER, SUPPLY MACHINE MODEL AND SERIAL NUMBER

CORNER SCRAPPER TANK SPRAY ASSEMBLY

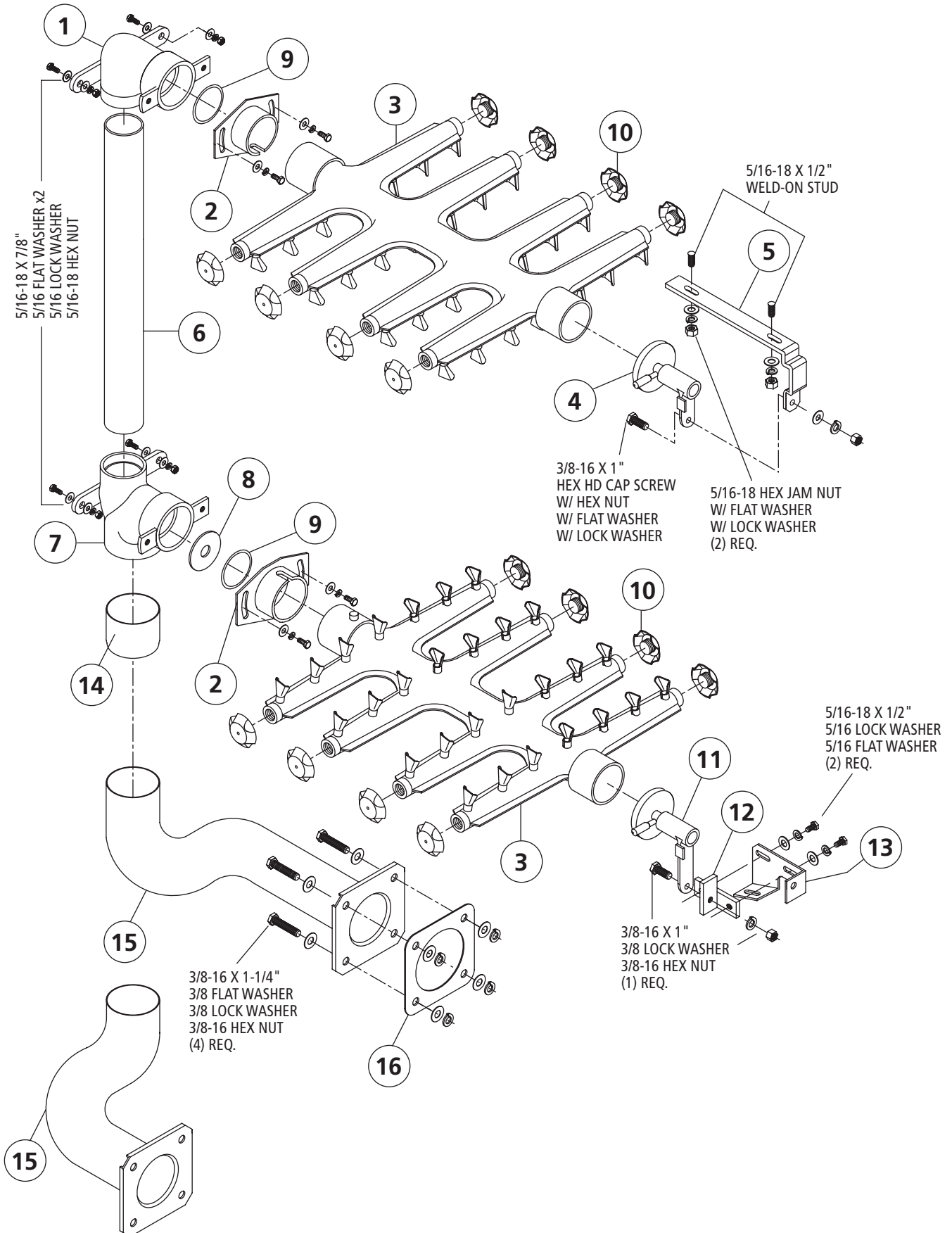


CORNER SCRAPPER TANK SPRAY ASSEMBLY

ITEM	DESCRIPTION	REMARKS	QTY	PART#
1	CASTING ELBOW SUPPLY MANIFOLD			P44-6452
2	ADAPTOR, MANIFOLD			B10-2250
3	MANIFOLD 10 SPRY UPP & LWR SCRAPPER			B10-2258
4	ASSY MANIFOLD QUICK RELEASE TOP			B10-6355
5	BRCKT QUICK RELEASE TOP			A10-6429
6	SCRAPPER RISER TUBE	*		A10-4808
7	CASTING TEE COMBO SUPPLY MANIFOLD			P44-6451
8	BUSHING SCRAPPER TEE			A10-6673
9	ADAPTOR PIPE FLANGE 2"			B10-1506
10	O-RING, #327 VITON			P57-1057
11	PIPE CARRYOVER PMP-MANIF SCRAPPR			B10-1991
12	GASKET 321 PUMP DISCHARGE			B57-2444
13	RESTRCTR FLW SPRY MANIF S/S 1"	10 SPRAYER		A10-2253
14	O RING #228 VITON MANFLD ADAPT			P57-2519
15	ASSY MANIFOLD QUICK RELEASE BOTTOM			B10-6356
16	BRCKT, QUICK RELEASE BOTTOM CORNER			A10-6433

* TO ORDER, SUPPLY MACHINE MODEL AND SERIAL NUMBER

WASH/RINSE SPRAY ASSEMBLY

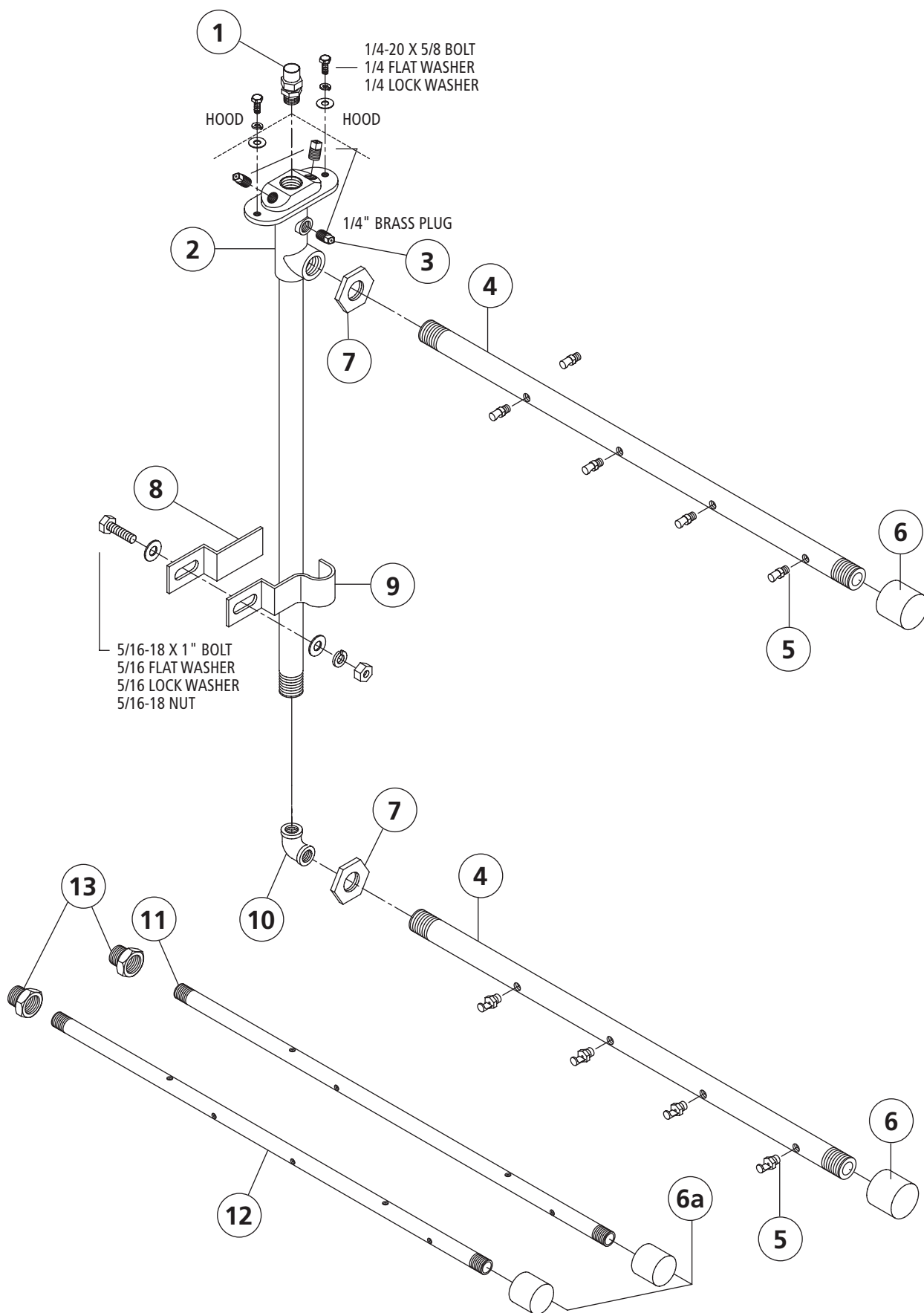


WASH/RINSE SPRAY ASSEMBLY

ITEM	DESCRIPTION	REMARKS	QTY	PART#
1	CASTING ELBOW SUPPLY MANIFOLD			P44-6452
2	ADAPTOR, MANIFOLD			B10-2250
3	MANIFOLD, CENTER FED (28 SPRAYERS)	ER-44, ER-66S (SC), ER-76S (SC)		C10-1259
	MANIFOLD, CENTER FED (20 SPRAYERS)	ER-64, ER-86S (SC), ER-94S (SC)		C10-1162
4	ASSY MANIFOLD QUICK RELEASE TOP			B10-6355
5	BRCKT QUICK RELEASE TOP			A10-6429
6	STANDPIPE 2 X 24-3/16	STD HOOD		* A10-4335
	STANDPIPE 2 X 21-3/16	OLD STD		* A10-1994
	STANDPIPE 2 X 27-3/16	3" RAISED HOOD		* A10-4365
7	CASTING TEE COMBO SUPPLY MANIFOLD			P44-6451
8	RESTRCTR FLW SPRY MANIF 1-1/2	28 SPRAYERS		A10-2256
	RESTRCTR FLW SPRY MANIF 1-1/4	20 SPRAYERS		A10-2255
9	O RING #228 VITON MANFLD ADAPT			P57-2519
10	CAP ASSY NEW STY TREE MANIF			A10-3318
11	ASSY MANIFOLD QUICK RELEASE BTM			B10-6356
12	BRCKT Q/R ADJUSTABLE MTG			A10-6706
13	BRCKT Q/R BOTTOM ER BASE MTG			A10-6707
14	CROSSOVER TUBE RISER, 2 1/4" LONG	ER-44, ER-66S (SC), ER-76S (SC)		A10-6918
	CROSSOVER TUBE RISER, 3 1/4" LONG	ER-64, ER-86S (SC), ER-94S (SC)		A10-6920
15	CROSSOVER SUPPLY TUBE ER-44	ER-44, ER-66S (SC), ER-76S (SC)		A10-6978
	TUBE CROSSOVER SUPPLY MAN 2G	ER-64, ER-86S (SC), ER-94S (SC)		A10-6565
16	GASKET, CROSSOVER TUBE			B57-1757

* TO ORDER, SUPPLY MACHINE MODEL AND SERIAL NUMBER

FINAL RINSE ASSEMBLY

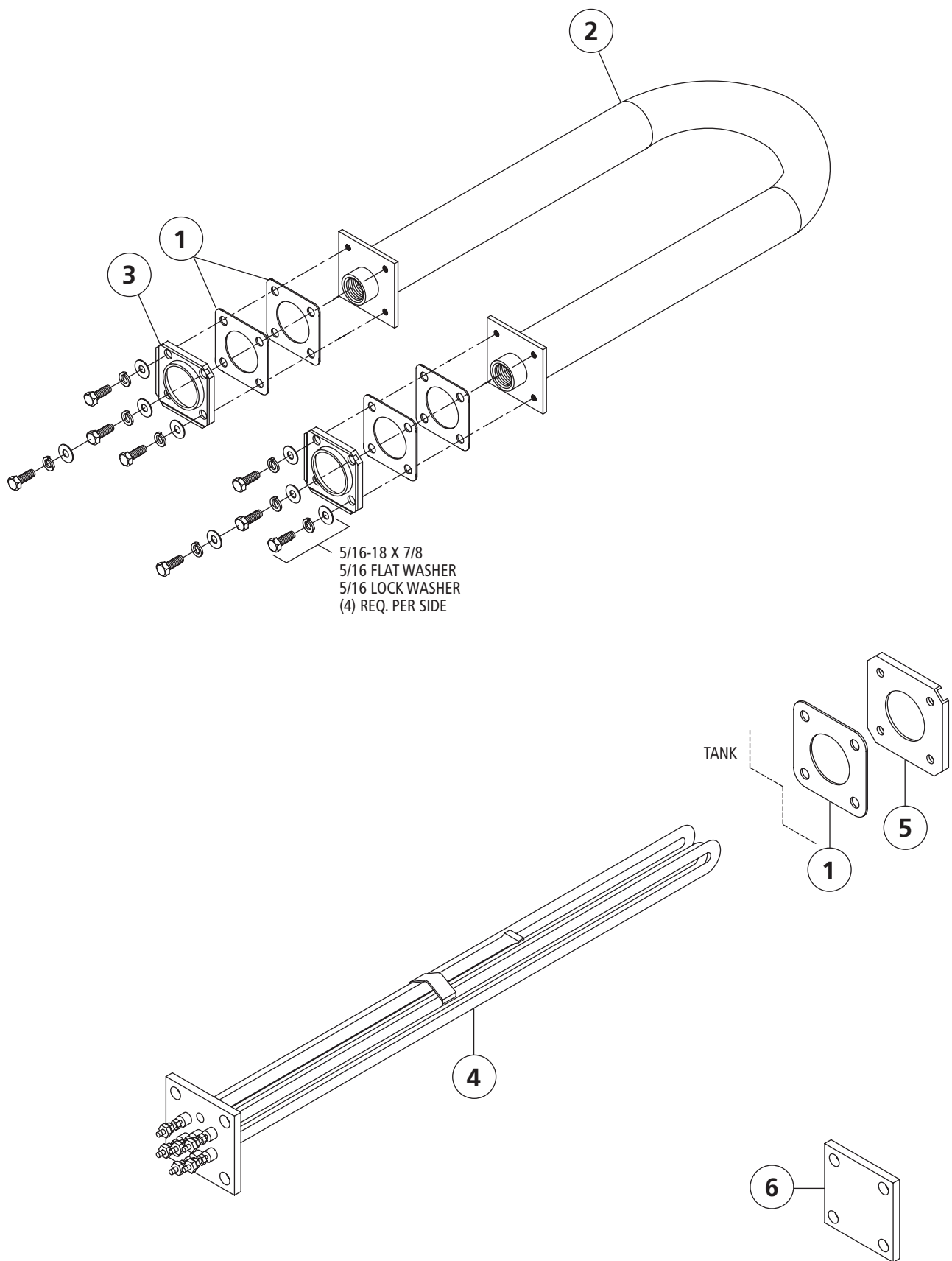


FINAL RINSE ASSEMBLY

ITEM	DESCRIPTION	REMARKS	QTY	PART#
1	UNION, 1/2 CXM CAST			P68-6646
2	STANDPIPE, TEE ASSEMBLY FINAL RINSE	21-1/8" (OLD STANDARD)		* A10-6755
	STANDPIPE, TEE ASSEMBLY FINAL RINSE	24-1/8" (ER-44 & NEW MULTI TANK STANDARD)		* A10-6756
	STANDPIPE, TEE ASSEMBLY FINAL RINSE	27-1/8" (RAISED HOOD)		* A10-6757
3	PLUG, 1/4" BRASS			P68-1489
4	PIPE, FINAL RINSE S.S. 18-1/2" 4 HOLE	ER-44,ER-66S & ER-76S(SC)		B10-2680
5	JET, .055 S.S. FAN TYPE	ER-44,ER-66S & ER-76S(SC)		A10-6409
	JET, .063 S.S. FAN TYPE	ER-64,ER-86S & ER-94S(SC)		B50-1173
6	CAP, CPVC 1/2" FIP			P68-1293
6a	CAP, CPVC 3/8" FIP			P68-7142
7	NUT, LOCK S.S. 1/2" NPT			A10-1446
8	BRACKET, RISER PIPE S.S.			A10-3721
9	CLAMP, RISER PIPE S.S.			A10-3722
10	ELBOW 90° 1/2" S.S. FIP			P68-1887
11	PIPE, FINAL RINSE S.S. 19" 4 HOLE. BOTTOM	ER-64,ER-86S & ER-94S(SC)		A10-6599
12	PIPE, FINAL RINSE S.S. 19" 5 HOLE. TOP	ER-64,ER-86S & ER-94S(SC)		A10-6597
13	BUSHING, S.S. 1/2" X 3/8" MXF			P68-6651

* TO ORDER, SUPPLY MACHINE MODEL AND SERIAL NUMBER

TANK HEAT STEAM AND ELECTRIC

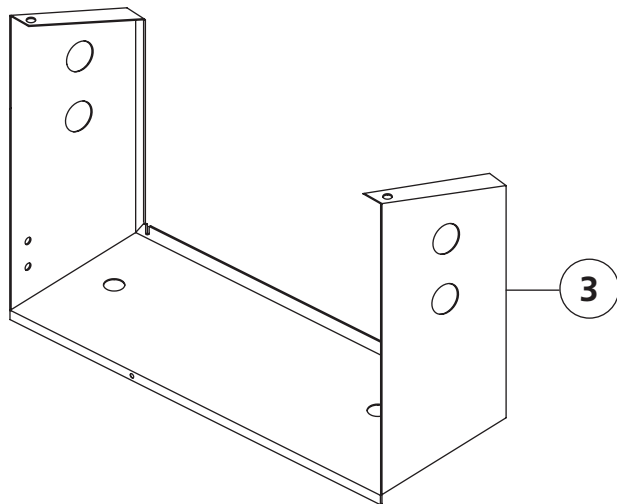
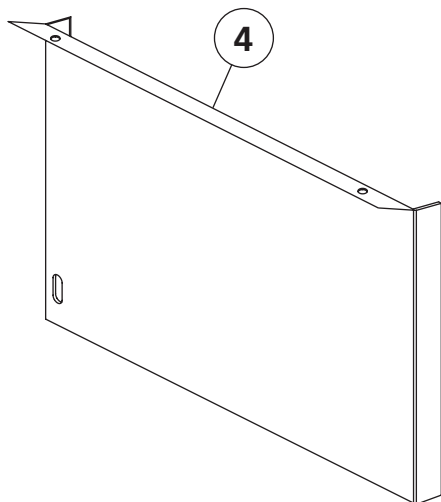
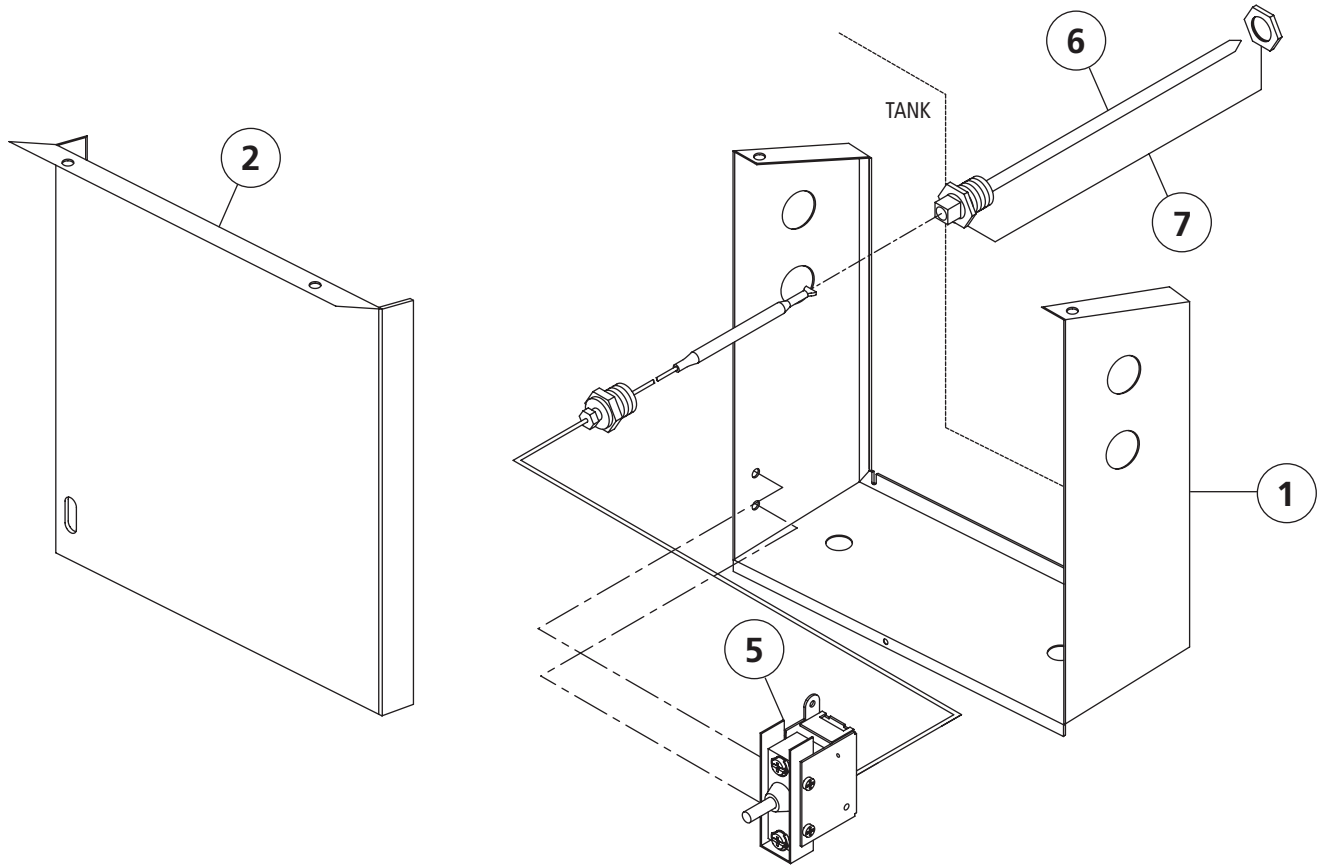


TANK HEAT STEAM AND ELECTRIC

ITEM	DESCRIPTION	REMARKS	QTY	PART#
1	GASKET U FLANGE HEATER			A57-1114
2	STEAM COIL, WASH/RINSE 18-1/2 "			A10-4395
3	FLANGE ADAPTOR			B10-1505
4	ELEMENT, HEATING 5KW 208V			P55-1131
	ELEMENT, HEATING 5KW 480V			P55-1133
5	FLANGE, HEATING ELEMENT			B10-1502
6	PLATE, BLANK 3X3 S/S			A10-3326

* TO ORDER, SUPPLY MACHINE MODEL AND SERIAL NUMBER

HEAT ENCLOSURES & HIGH LIMIT

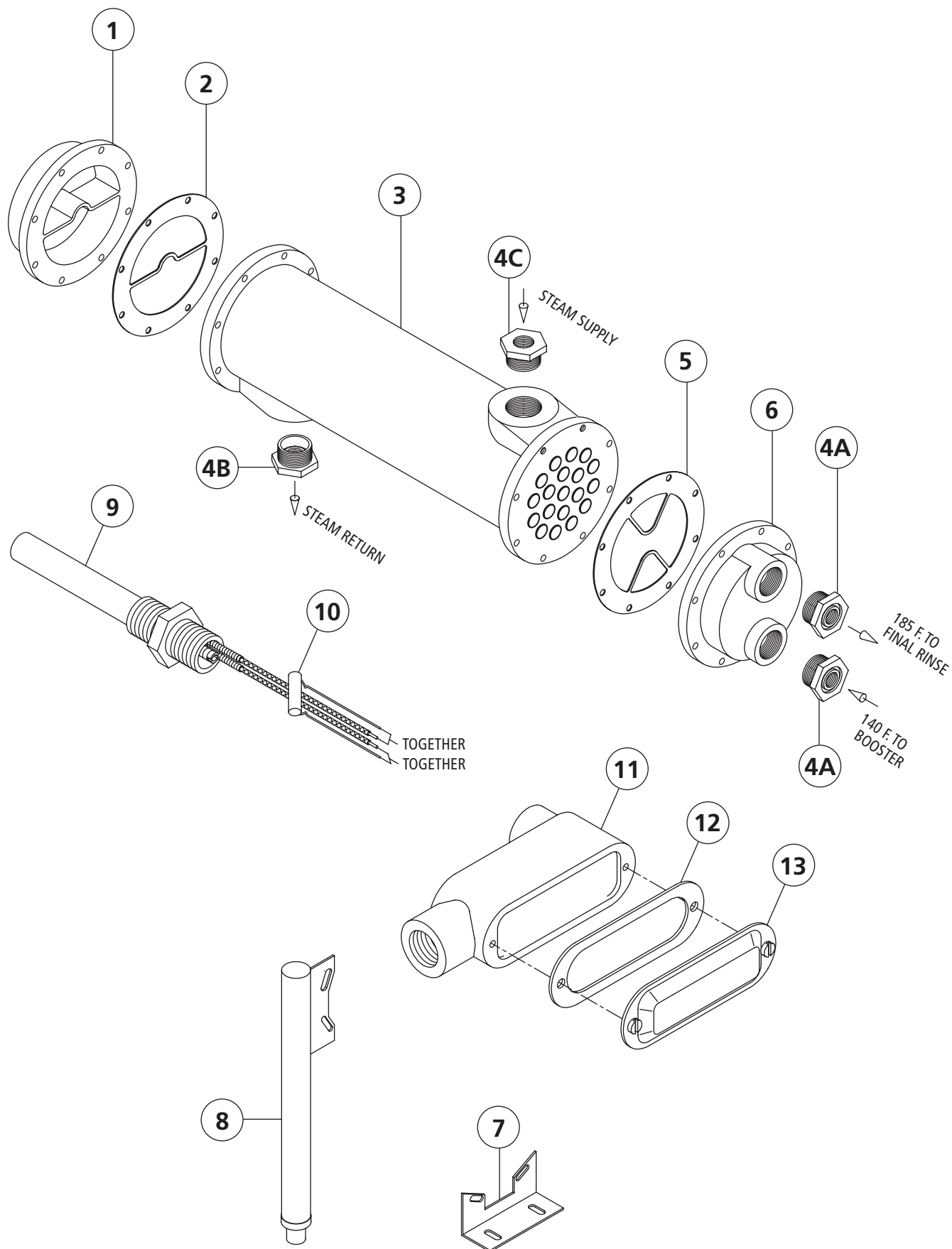


HEAT ENCLOSURES & HIGH LIMIT

ITEM	DESCRIPTION	REMARKS	QTY	PART#
1	TANK HEAT BOX ER ELEC WASH			A10-6711
2	COVER, TANK HEAT ER WASH ELEC TANK			A10-6712
3	TANK HEAT BOX ER STEAM WASH			A10-6728
4	COVER, TANK HEAT ER WASH STEAM TANK			A10-6729
5	HI-LIMIT CUT-OFF SWITCH 220 F			P65-5776
6	WELL HI-LIMIT THERMO ASSEMBLY			A10-5946
7	LOCKNUT 1/2 INCH NPT S/S			A10-1446

* TO ORDER, SUPPLY MACHINE MODEL AND SERIAL NUMBER

STEAM BOOSTERS

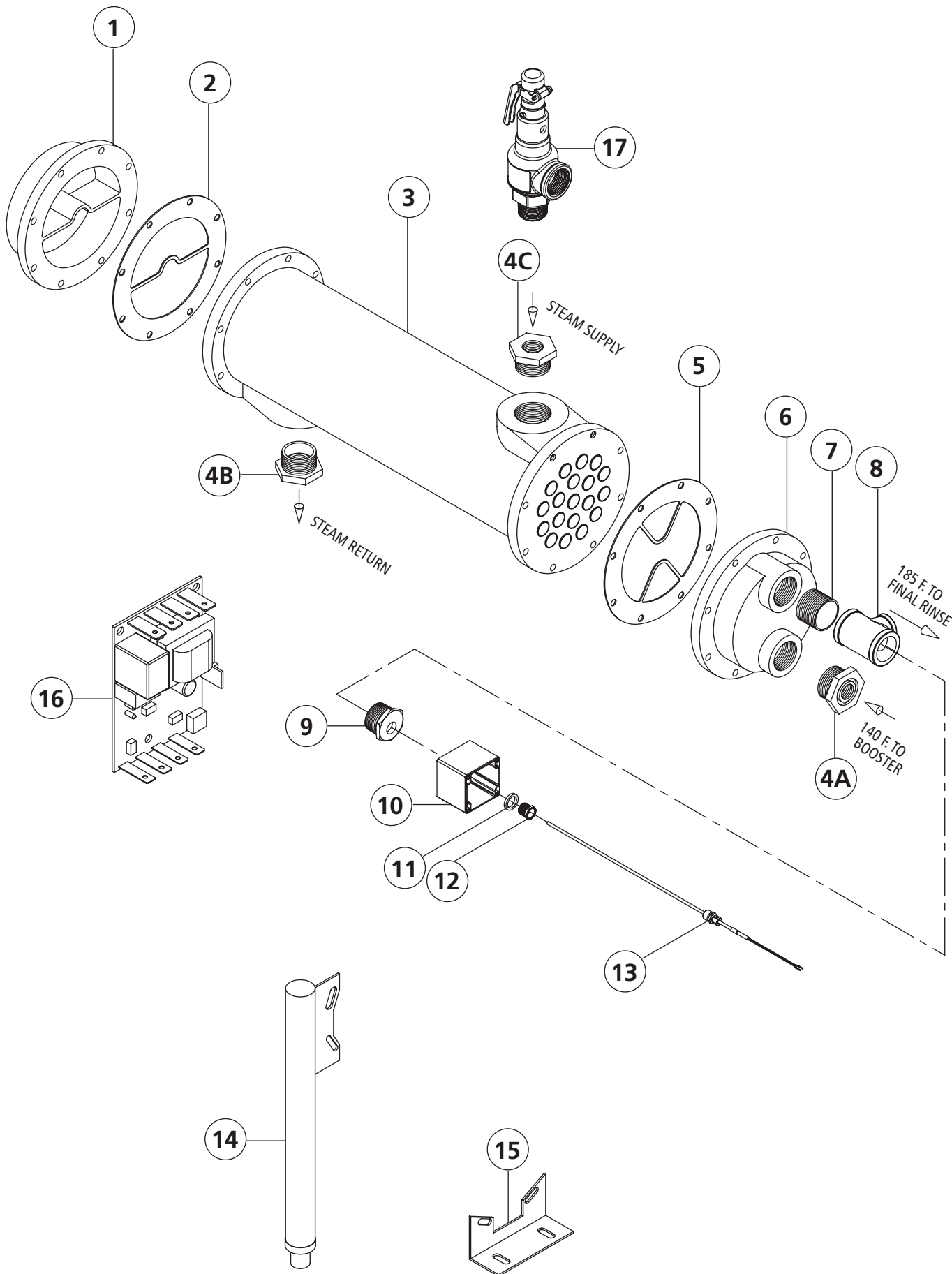


STEAM BOOSTERS

ITEM	DESCRIPTION	REMARKS	QTY	PART#
1	HEADER, THERMOSTAT END	SWB-180		P64-1964
	HEADER, THERMOSTAT END	SWB-260 THRU 380		C10-2238
2	GASKET, RETURN END	SWB-180		B57-1278
	GASKET, RETURN END	SWB-260 THRU 380		B57-2236
3	HEAT EXCHANGER SWB-180	ITEMS 1-3, 5 & 6		P64-1960
	HEAT EXCHANGER SWB-260	ITEMS 1-3, 5 & 6		P64-1961
	HEAT EXCHANGER SWB-320	ITEMS 1-3, 5 & 6		P64-1962
	HEAT EXCHANGER SWB-380	ITEMS 1-3, 5 & 6		P64-1963
4A	BUSHING GALV. 1-1/4 X 3/4 MXF	SWB-180	2	P68-1563
	BUSHING GALV. 2 X 3/4 MXF	SWB-260 THRU 380	2	P68-1610
4B	BUSHING B.I. 1-1/2 X 1/2 MXF	SWB-180		P68-1562
	BUSHING B.I. 2 X 3/4 MXF	SWB-260 THRU 380		P68-1608
4C	BUSHING B.I. 1-1/2 X 3/4 MXF	SWB-180		P68-1561
	BUSHING B.I. 2 X 1-1/4 MXF	SWB-260 THRU 380		P68-1607
5	GASKET, FLOW END	SWB-180		B57-2234
	GASKET, FLOW END	SWB-260 THRU 380		B57-2235
6	HEADER, FLOW END	SWB-180		P64-1965
	HEADER, FLOW END	SWB-260 THRU 380		P64-1966
7	BRACKET, MACHINE MOUNTING			A10-3225
8	LEG, FLOOR MOUNTED			A10-3350
9	THERMOSTAT, CONTACTS OPEN ON RISE			P65-1183
10	CAPACITOR, .001-600V	MUST USE WITH P65-1183		P41-2462
11	UNILET BODY (USED WITH P65-1183)			P52-2014
12	GASKET, 1/2" NEO			P52-2018
13	COVER, 1/2" JUNCTION BOX			P52-2019

* TO ORDER, SUPPLY MACHINE MODEL AND SERIAL NUMBER

SWB-150 STEAM BOOSTER

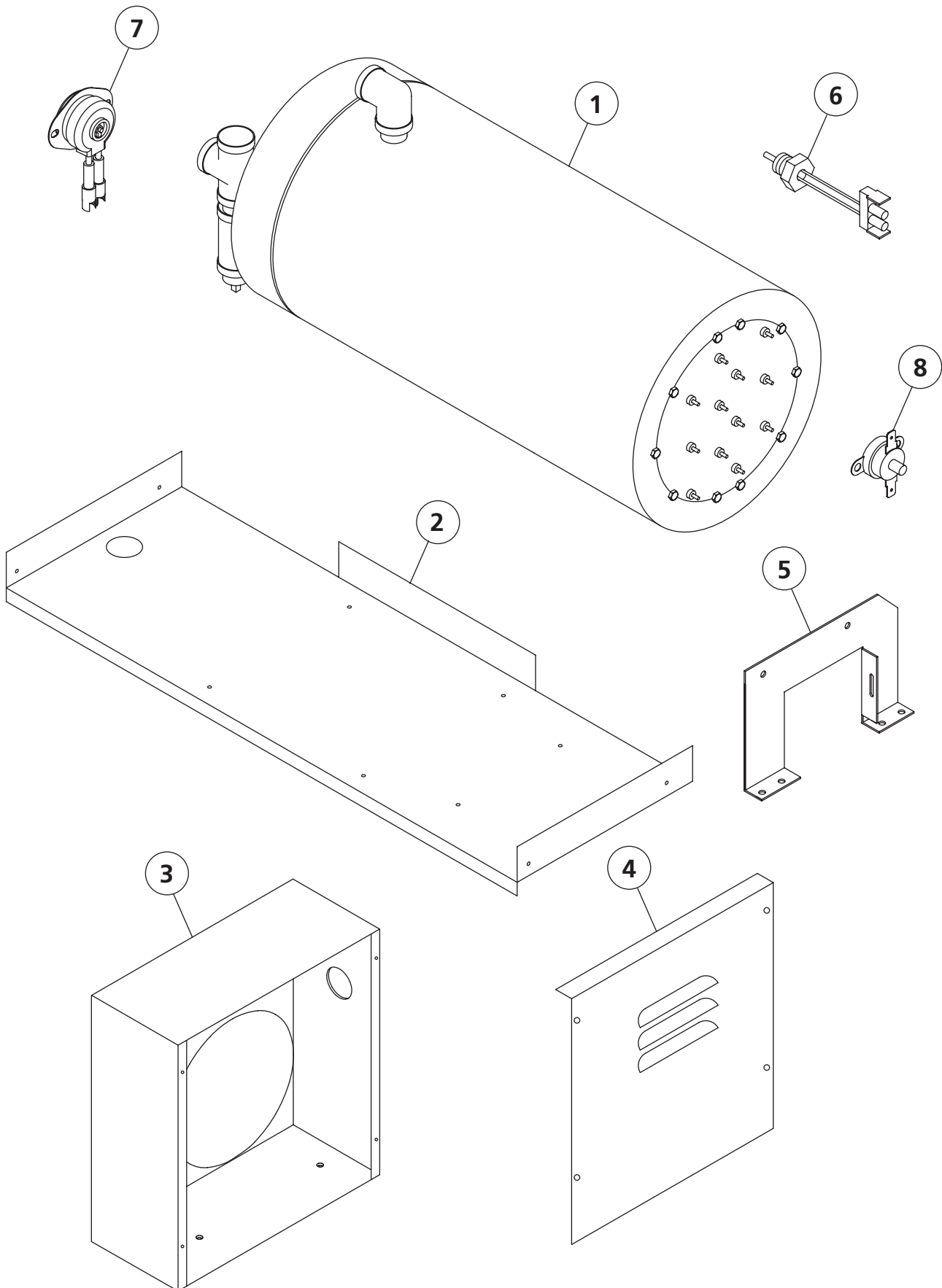


SWB-150 STEAM BOOSTER

FROM SERIAL # 104003369				
ITEM	DESCRIPTION	REMARKS	QTY	PART#
1	HEADER	SWB-150		P64-1964
2	GASKET, RETURN END	SWB-150		B57-1278
3	HEAT EXCHANGER SWB-150	ITEMS 1-3, 5 & 6		H64-8587
4A	BUSHING, BRASS 1-1/2 X 3/4 M x F			FP-027-41
4B	BUSHING B.I. 1-1/2 X 1/2 M x F	SWB-150		P68-1562
4C	BUSHING B.I. 1-1/2 X 3/4 M x F	SWB-150		P68-1561
5	GASKET, FLOW END	SWB-150		B57-2234
6	HEADER, FLOW END	SWB-150		P64-1965
7	1.25 NPT CLOSE NIPPLE BI			P68-5352
8	1.25 X 0.75 NPT INLINE TEE REDUCER			FP-092-84
9	ADAPTER, THERMISTOR			01-555089
10	ENCLOSURE, PLASTIC			01-555094
11	SEALING RING 1/2" SEALTITE			P52-1038
12	BUSHING, .50 MNPT X 0.38 FNPT SS			P68-6651
13	PROBE ASSY, STRAIGHT STEAM BOOSTER			H65-8588
14	LEG, FLOOR MOUNTED			A10-3350
15	BRACKET, MACHINE MOUNTING			A10-3225
16	BOARD ASSY, TEMP CONTROL			H42-8589
17	VALVE, SAFETY RELIEF, 3/4" NPT	50 PSI STEAM		01-555084

* TO ORDER, SUPPLY MACHINE MODEL AND SERIAL NUMBER

ST-30 ELECTRIC BOOSTER

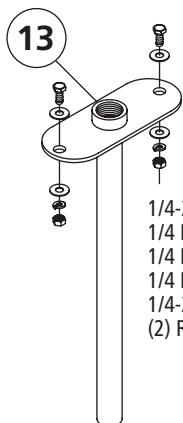

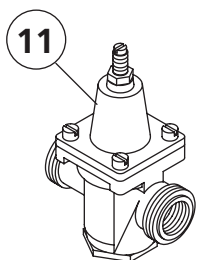

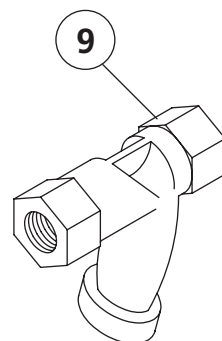
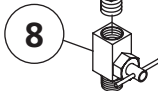
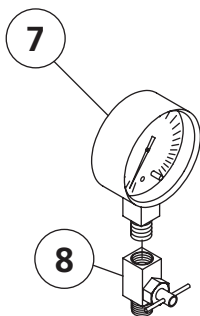

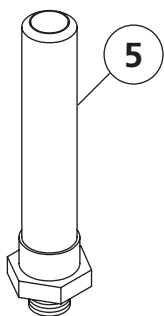
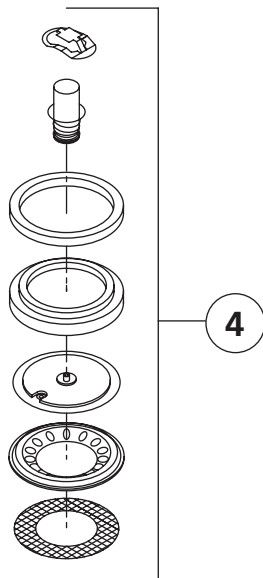
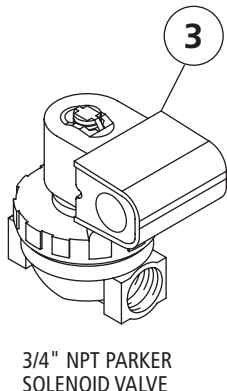
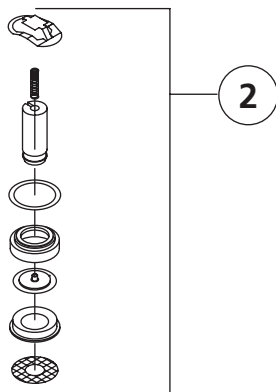
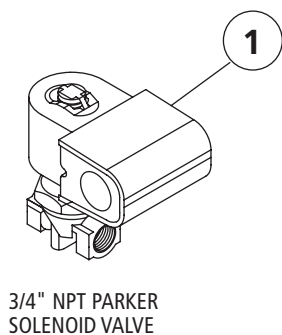


ST-30 ELECTRIC BOOSTER

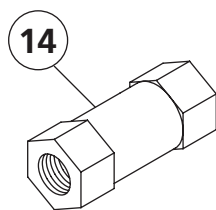
ITEM	DESCRIPTION	REMARKS	QTY	PART#
1	BOOSTER, TANK/HEATER ASSY 30KW 208V			P64-7127
	BOOSTER, TANK/HEATER ASSY 30KW 240V			P64-7128
	BOOSTER, TANK/HEATER ASSY 30KW 480V			P64-7134
2	FRAME, 30KW BOOSTER			A10-7101
3	J BOX, 30KW			A10-7102
4	COVER, J BOX 30KW			A10-7103
5	SUPPORT LEG, TOP MOUNTED INTEGRATED BOOSTER			B10-7137
6	PROBE, RINSE ASSEMBLY			P65-8206
7	PROTECTOR, HIGH LIMIT			H65-8594
8	CONTROL - TEMPERATURE			H65-8602
	O RING, ELEMENT			H57-8595
	HOSE, WATER, BRAIDED, SST 1/2" X 22"			P51-7139
	208v Element & install kit			H55-8590
	240v Element & install kit			H55-8591
	480v Element & install kit			H55-8592

* TO ORDER, SUPPLY MACHINE MODEL AND SERIAL NUMBER

COMMON PLUMBING PARTS



1/4-20 x 5/8
 1/4 FLAT WASHER
 1/4 FLAT WASHER
 1/4 LOCK WASHER
 1/4-20 HEX NUT
 (2) REQ.

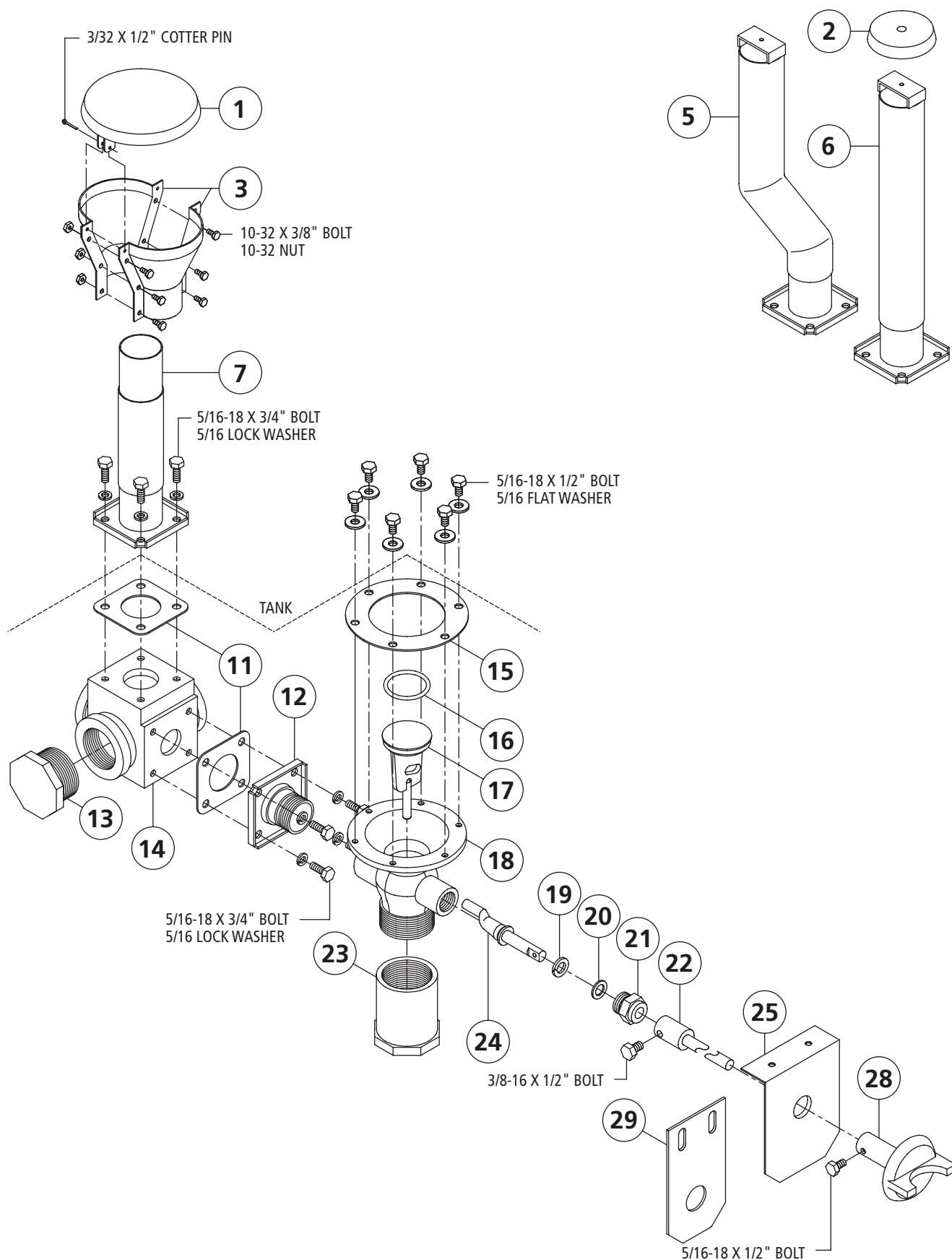


COMMON PLUMBING PARTS

ITEM	DESCRIPTION	REMARKS	QTY	PART#
1	VALVE, 3/8 120V PARKER ASSEMBLY	FILL & FINAL RINSE SOLENIOD VALVE		P54-6570
	VALVE, 3/8 ONLY			P54-6518
	COIL, 120V ONLY			P54-6248
2	REPAIR KIT, 3/8 VALVE			P54-7002
3	VALVE, 3/4 120V PARKER ASSEMBLY	TANK HEAT STEAM OR FILL ON INTEGRATED BOOSTER		P54-6245
	COIL, 120V ONLY			P54-6248
4	REPAIR KIT, 3/4 VALVE			P54-6247
5	SHOCKSTOP 3/4 MINI #05			P62-2250
6	VACUUM BREAKER 3/8			P62-6374
7	GAUGE PRESSURE 2-1/2 60 PSI			P65-1136
8	VALVE, NEEDLE STR 1/4 X 1/4 MIP X FIP			P68-1511
9	LINE STRAINER BRASS 3/4			P63-1115
10	STEAM TRAP TD52L 1/2			P61-1169
11	VALVE PRESS REDUCING 3/4 WATER			P62-1166
12	CHECK VALVE 1/2 NIBCO STM SUP			P62-6847
13	FILL TUBE ASSY 5/8			A10-6771
14	RESTRICTOR, FLOW 1/2" NPT 2 GPM	ER-64, ER86S & ER-94S		P68-7141

* TO ORDER, SUPPLY MACHINE MODEL AND SERIAL NUMBER

DRAIN & OVERFLOW ASSEMBLY

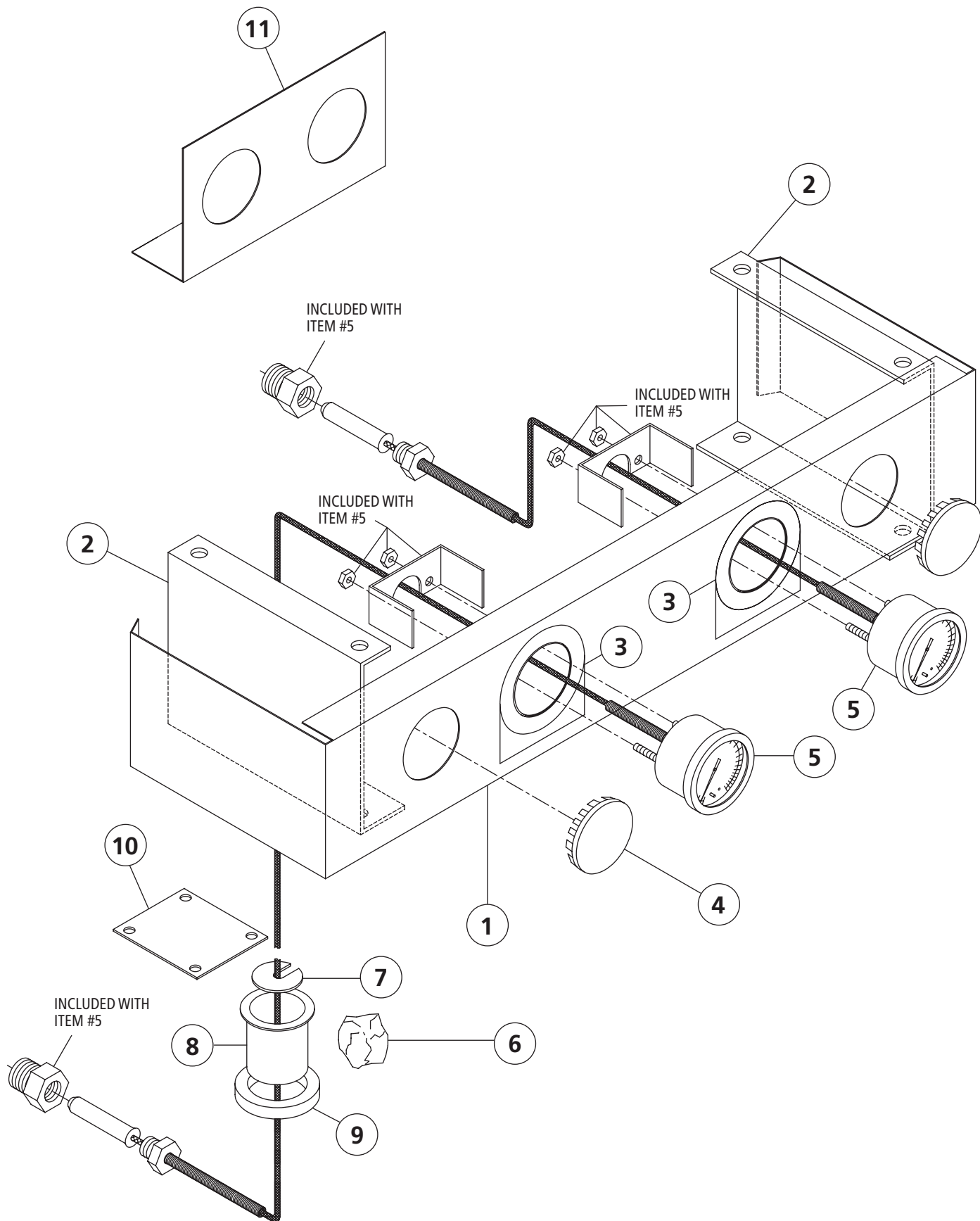


DRAIN & OVERFLOW ASSEMBLY

ITEM	DESCRIPTION	REMARKS	QTY	PART#
1	FUNNEL COVER			A10-1874
2	CAP, OVERFLOW TUBE			A10-1508
3	FUNNEL OVERFLOW ASSM. (INCLUDES BOTH HALVES & HARDWARE			A10-1873
5	ASSEMBLY DRAIN TUBE UNIV.	ER-64, ER-86 OR 94 WASH TANK ONLY		A10-6184
	ASSEMBLY, 13" RINSE TANK OVERFLOW	ER-86 OR 94 RINSE TANK ONLY		A10-7072
6	OVERFLOW SCRAP TANK STAND PIPE	SCRAPPER		A10-2273
7	OVERFLOW STAND PIPE TO FUNNEL	ER-44, 66 OR 76		A10-1889
11	GASKET "U" FLANGE		2	A57-1114
12	ADAPTOR ASSM. DRAIN TO OVERFLOW			A10-3305
13?	PVC PLUG 2"; OVERFLOW			P68-1698
14	TEE OVERFLOW DRAIN BOX #97			B10-1871
15	GASKET "D" WASTE VALVE FLANGE			A57-1194
16	ORING #327 VITON; FOR DRAIN VALVE POPPET			P57-1057
17	DRAIN VALVE POPPET WITH ORING			A44-1196
18	WASTE VAVLE BODY			C10-1193
19	PACKING RING; DRAIN VALVE			P57-6253
20	PACKING WASHER BRASS; DRAIN VALVE			A10-1183
	PACKING WASHER & RING KIT	INCLUDES 19 & 20		A10-6254
21	PACKING NUT BRASS; DRAIN VALVE			A10-1182
22	SHFT CRSS DRN VLV 12-1/2" LONG			B10-2909
23?	PVC CAP 2"; DRAIN VALVE			P68-2066
24	ECCENTRIC ARM; DRAIN VALVE			A10-1184
25	PLATE GUIDE SCRAPPER DRAIN VALVE	SCRAPPER		A10-2282
28	HANDLE; DRAIN VALVE			B10-1888
29	BRACKET; DRAIN VALVE HANDLE FLAT ER			A10-6998
	HOSE 3/4" ID 2 PLY NITRILE FOOD (CARRY OVER)	BY FOOT		P68-6981
	OVERFLOW DRAIN TEE ASSEMBLY	(INCLUDES: 1,3,7,11,12 & 14)		A10-1875
	DRAIN VALVE COMPLETE ASSEMBLY	(INCLUDES: 16-21 & 24)		A10-1251
	WASTE VALVE COMPLETE ASSEMBLY	(INCLUDES: 11,12,14, 16-21 & 24)		A10-5265

* TO ORDER, SUPPLY MACHINE MODEL AND SERIAL NUMBER

TEMPERATURE GAUGE ASSEMBLY

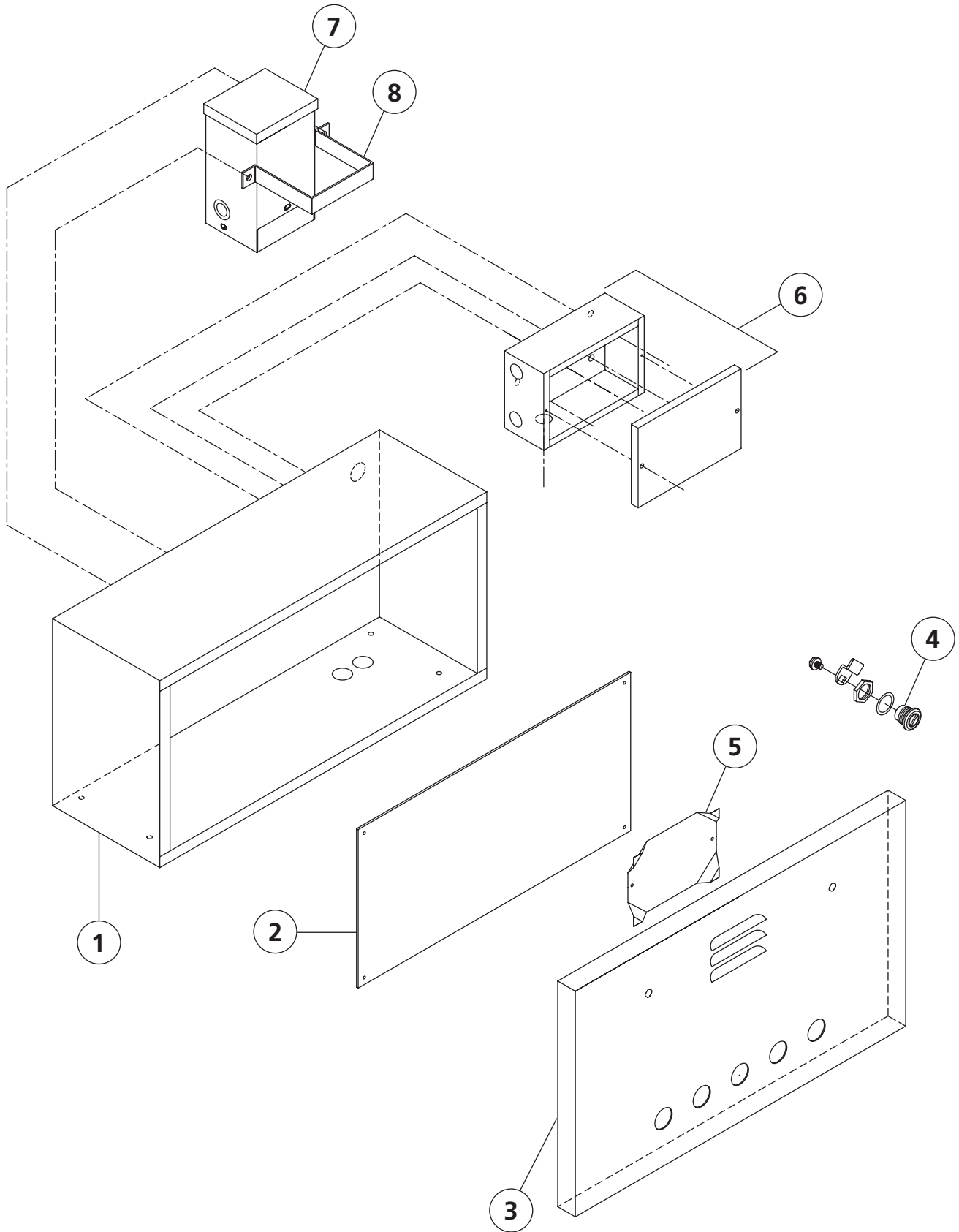


TEMPERATURE GAUGE ASSEMBLY

ITEM	DESCRIPTION	REMARKS	QTY	PART#
1	DASHBOARD, 4 HOLE			B10-2725
2	BRACKET, MOUNTING			A10-2705
3	DECAL, TEMP GAUGE POWER SCRAPER	110-140		A69-1454
	DECAL, TEMP GAUGE POWER WASH 160-175	ER-44, 66S, 76S		A69-1457
	DECAL, TEMP GAUGE POWER WASH 150-165	ER-64, 86S, 94S		A69-1456
	DECAL, TEMP GAUGE POWER RINSE 165-170	ER-64, 86S, 94S		A69-6328
	DECAL, TEMP GAUGE FINAL RINSE 180-195			A69-1460
4	PLUG, CAP 2" CHROME PLATED			P67-2619
5	GAUGE, TEMPERATURE			P65-1135
	GAUGE, TEMPERATURE W/ 8' LONG LEAD			P65-5948
6	PUTTY, SEALING (DUM-DUM)			P57-1878
7	WASHER, SEALING CUP			A10-2155
8	CUP, SEALING FOR GAUGE			A10-2150
9	RING, NEOPREME			A57-2156
10	PLATE, BLOCK OFF TEMP GAUGE			A10-5271
11	BRACKET, DUAL GAUGE S.S.	2 COMPARTMENT BOX SETUP W/OUT DASHBOARD		B10-2398
	ER-44 2 GAUGES: WASH & FINAL RINSE			
	ER-64 3 GAUGES: WASH, POWER RINSE & FINAL RINSE			
	ER-66 & ER-76 3 GAUGES: POWER SCRAPER, WASH & FINAL RINSE			
	ER-86 & ER-94 4 GAUGES: POWER SCRAPER, WASH, POWER RINSE & FINAL RINSE			

* TO ORDER, SUPPLY MACHINE MODEL AND SERIAL NUMBER

CONTROL BOX

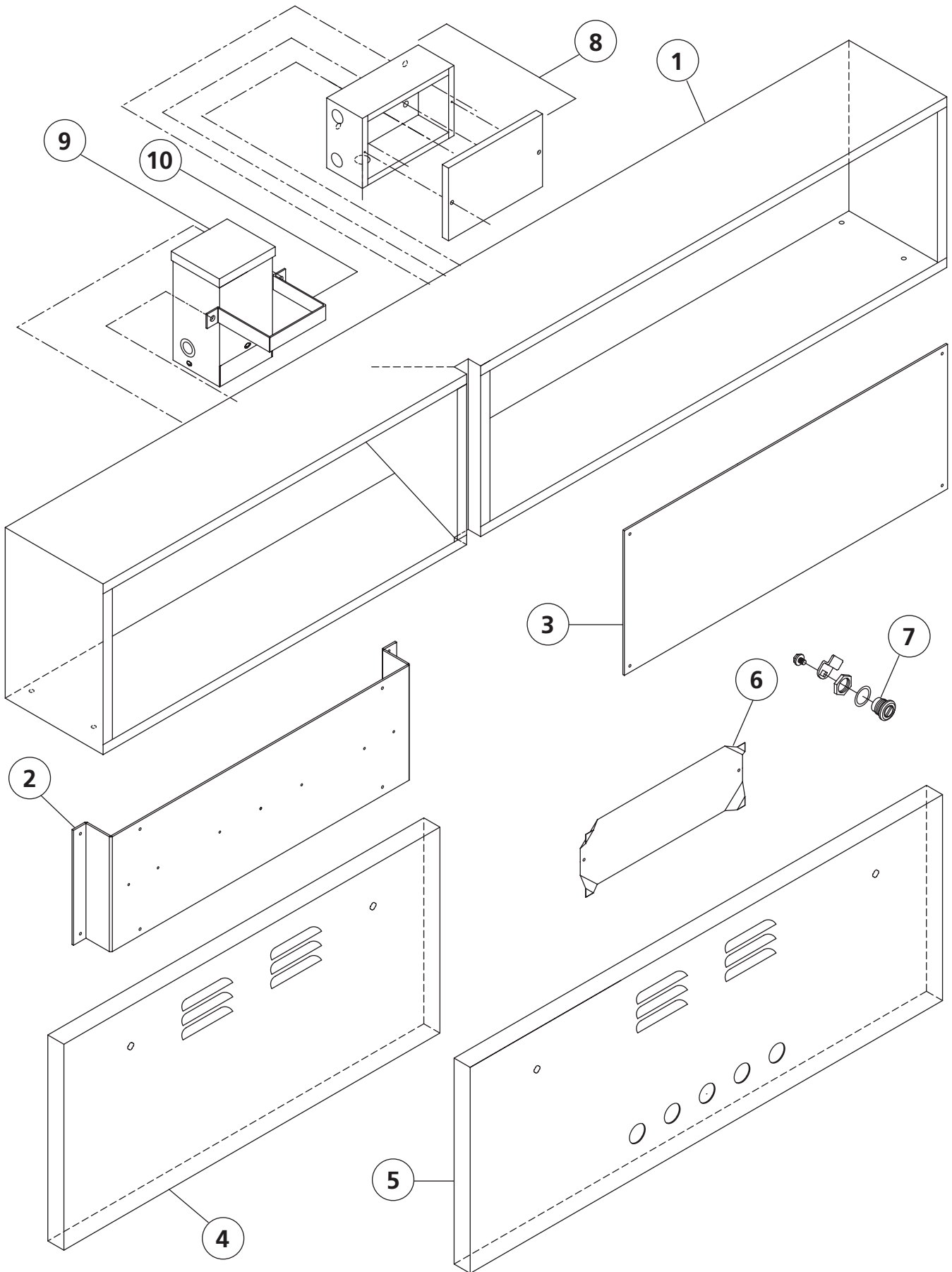


CONTROL BOX

ITEM	DESCRIPTION	REMARKS	QTY	PART#
1	BOX, 24" ELECT CONTROL	ER-44	1	C10-5523
	BOX, 30" ELECT CONTROL		1	A10-4456
2	PLATE, CTRL MTG 10 X 20		1	A10-4507
3	DOOR, CTRL PNL 24" 5 HOLE		1	A10-3765
4	LATCH SLOTTED		2	P69-6679
5	SPLASH SHIELD SML TOP CONTRL BOX		1	F99-0310
6	FAN CONTACTOR BOX ASSEMBLY		1	A10-5703
7	TRANSFORMER .500KVA 240/480PRY		1	P53-1750
8	TRANSFORMER STRAP CONV SMALL		1	A10-6744

* TO ORDER, SUPPLY MACHINE MODEL AND SERIAL NUMBER

60" CONTROL BOX

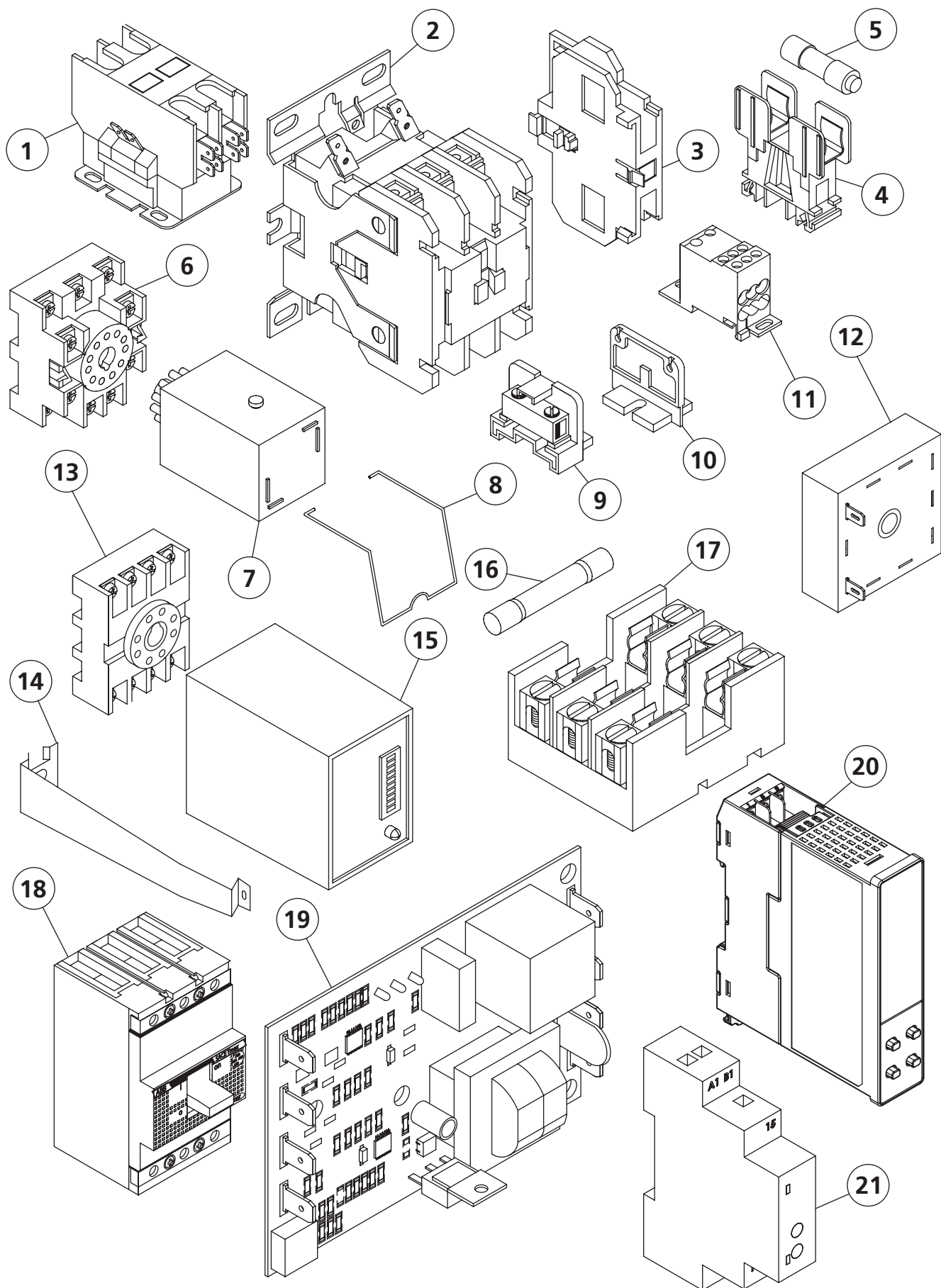


60" CONTROL BOX

ITEM	DESCRIPTION	REMARKS	QTY	PART#
1	BOX, 60" ELECT CONTROL		1	B10-4774
2	PLATE, CIRC BRK MTG 8 X 26"		1	B10-3038
3	PLATE, CTRL MTG 10 X 26"		1	A10-3090
4	DOOR, CIRC BRKR 60" BOX		1	B10-4776
5	DOOR, PUSH BUTTON 60" CNTRL BOX		1	B10-4775
6	SPLASH SHIELD LRG TOP CNTRL BX		2	F99-0309
7	LATCH CLOTTED		4	P69-6679
8	FAN CONTACTOR BOX ASSEMBLY		1	A10-5703
9	TRANSFORMER .500KVA 240/480PRY		1	P53-1750
10	TRANSFORMER STRAP CONV SMALL		1	A10-6744

* TO ORDER, SUPPLY MACHINE MODEL AND SERIAL NUMBER

CONTROL BOX COMPONENTS

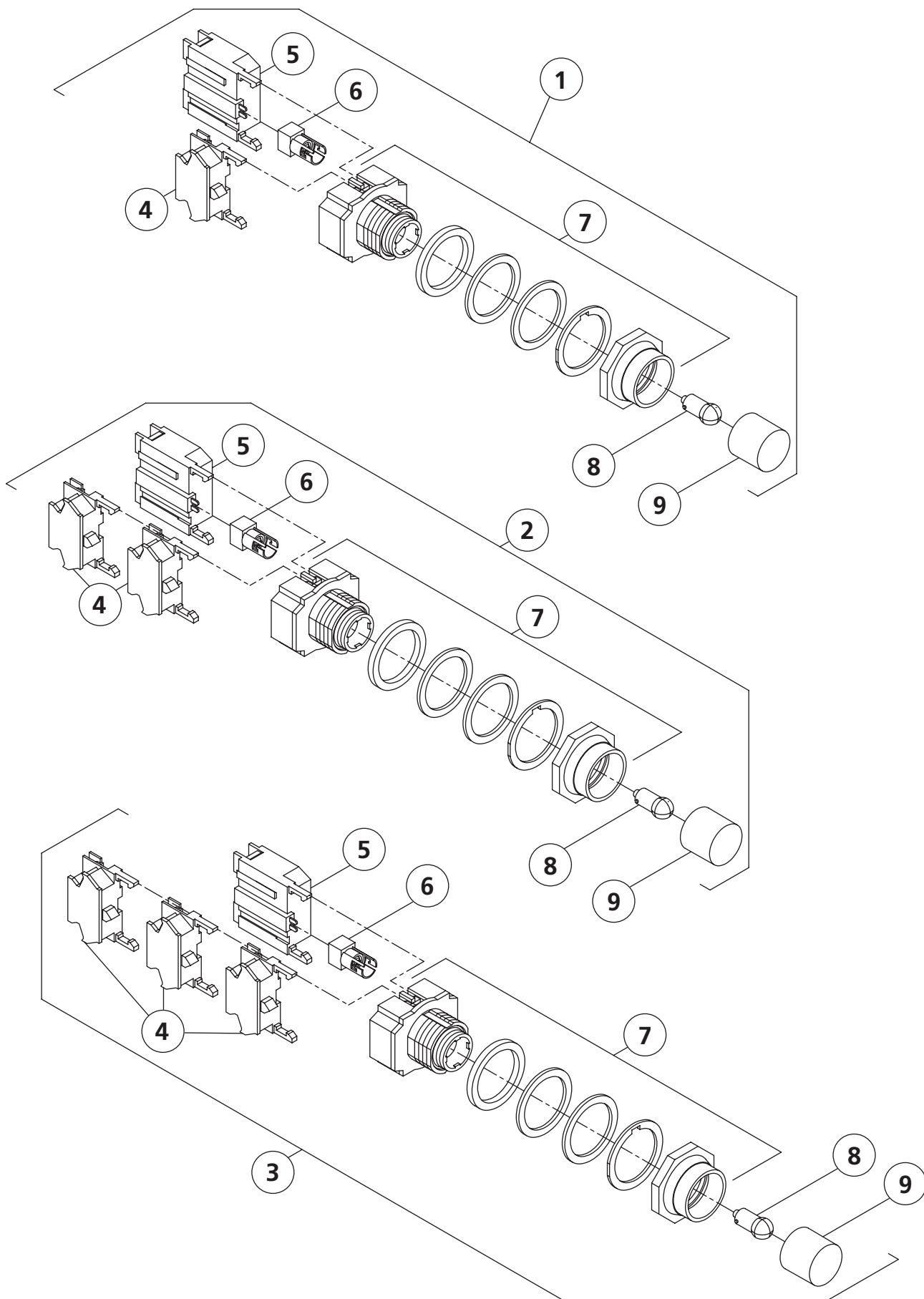


CONTROL BOX COMPONENTS

ITEM	DESCRIPTION	REMARKS	QTY	PART#
1	CONTACTOR 2 POLE 115V. 20/30 AMP	EXHAUST FAN		P47-6044
2	CONTACTOR 3 POLE 115V	30/40 AMP		P47-5500
	CONTACTOR 3 POLE 115V	50/65 AMP		P47-6207
3	AUXILIARY CONTACTOR 1 N/O			P47-5517
4	TERMINAL NDNF1 FUSE BLOCK			P52-5996
5	FUSE KLKR 3 AMP CLASS CC			P52-1854
	FUSE KLKR 5 AMP CLASS CC			P52-2192
6	RELAY SOCKET			P47-2465
7	RELAY 120V 10 AMPS 3 POLE			P47-2464
8	CLIP RELAY HOLD DOWN			P47-2466
9	TERMINAL BLOCK			P52-1099
10	TERMINAL BLOCK END MARATHON			P52-1100
11	BLOCK, PWR DISTRIBUTION			P52-6294
12	RELAY PARKER FLOAT			P47-6993
13	SOCKET RELAY NDS-8			P47-6352
14	CLIP SOCKET			P47-6353
15	TIMER ADJ. 512 SEC 110 VOLT			P46-1744
16	FUSE SLC 35 AMP CLASS G	TIME DELAY		P52-1748
	FUSE SLC 40 AMP CLASS G	TIME DELAY		P52-5843
	FUSE SLC 50 AMP CLASS G	TIME DELAY		P52-6392
	FUSE SLC 60 AMP CLASS G	TIME DELAY		P52-1749
17	FUSE HOLDER			P47-6800
18	CIRCUIT BREAKER, 15 AMP 3 POLE 480V. ABB			P48-6261
	CIRCUIT BREAKER, 30 AMP 2/3 POLE 480V. ABB			P48-6263
19	SOLID STATE THERMOSTAT 115V			P42-6985
20	CONTROLLER, TEMP SINGLE TANK ELEC- WASH	FROM S# 104003587		01-555114-00001
	CONTROLLER, TEMP MULTI-TANK ELEC- WASH	FROM S# 104003783		01-555114-00002
	CONTROLLER, TEMP MULTI-TANK ELEC- RINSE	FROM S# 104003783		01-555114-00003
21	RELAY, TIME DELAY ELECT TANK HEAT SINGLE TANK	FROM S# 104003587		01-555116
	RELAY, TIME DELAY ELECT TANK HEAT MULTI-TANK	FROM S# 10400783		01-555116
	WIRE 10086B-12112 UL/CSA BLK			P45-2175
	WIRE 8 STRANDED THHN BLK			P45-2182
	WIRE 6 STRANDED THHN BLK			P45-2183

* TO ORDER, SUPPLY MACHINE MODEL AND SERIAL NUMBER

FILL SWITCH ASSEMBLIES NON-LED

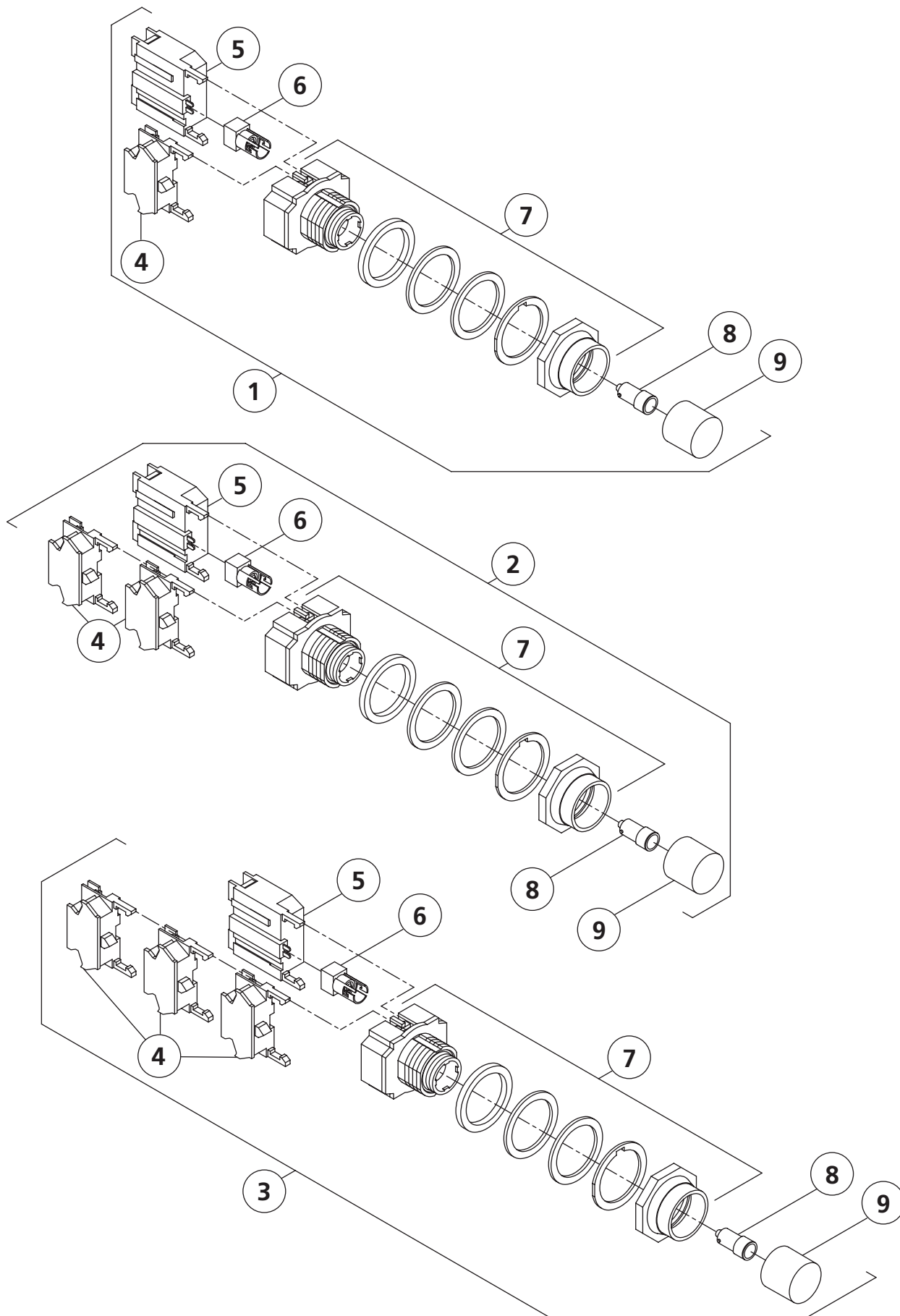


FILL SWITCH ASSEMBLIES NON-LED

ITEM	DESCRIPTION	REMARKS	QTY	PART#
1	SWITCH, FILL COMPLETE ASSEMBLY	1 TANK		NLA
2	SWITCH, FILL COMPLETE ASSEMBLY	2 TANK		NLA
3	SWITCH, FILL COMPLETE ASSEMBLY	3 TANK		NLA
4	N/O A BLOCK	GREEN		P49-1303
5	TRANSFORMER 110 VOLT TO 6.3 VOLT	BLACK		NLA
6	LAMP HOLDER SHORT			P49-1319
	LAMP HOLDER LONG	SOME 3 TANK		P49-1918
7	PUSH BUTTON ILLUMINATED MOMENTARY			P49-1310
8	LAMP #51			P49-1322
9	GREEN LENS			P49-1312

* TO ORDER, SUPPLY MACHINE MODEL AND SERIAL NUMBER

FILL SWITCH ASSEMBLIES LED

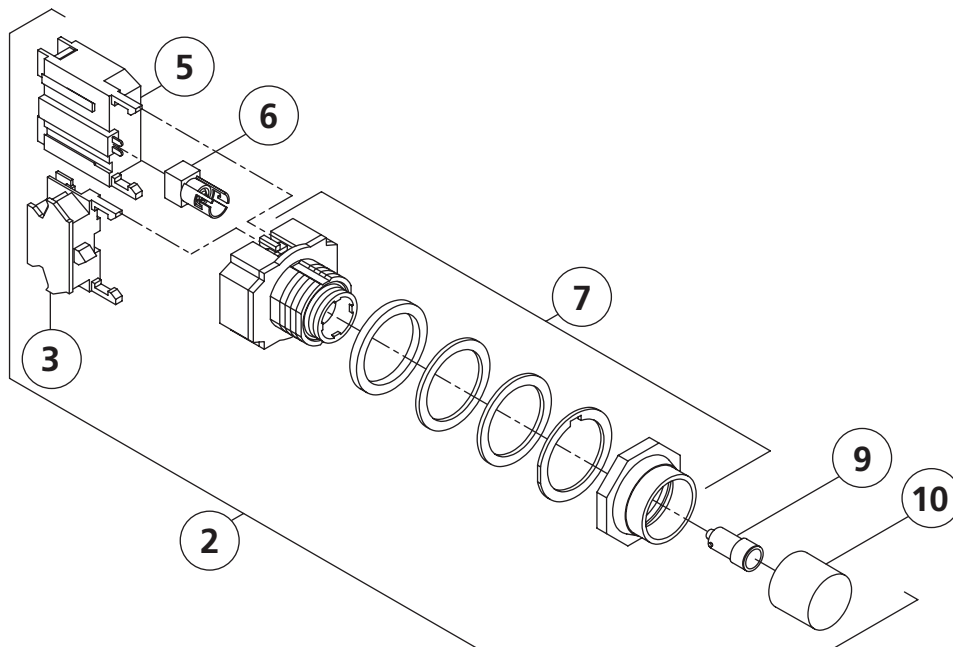
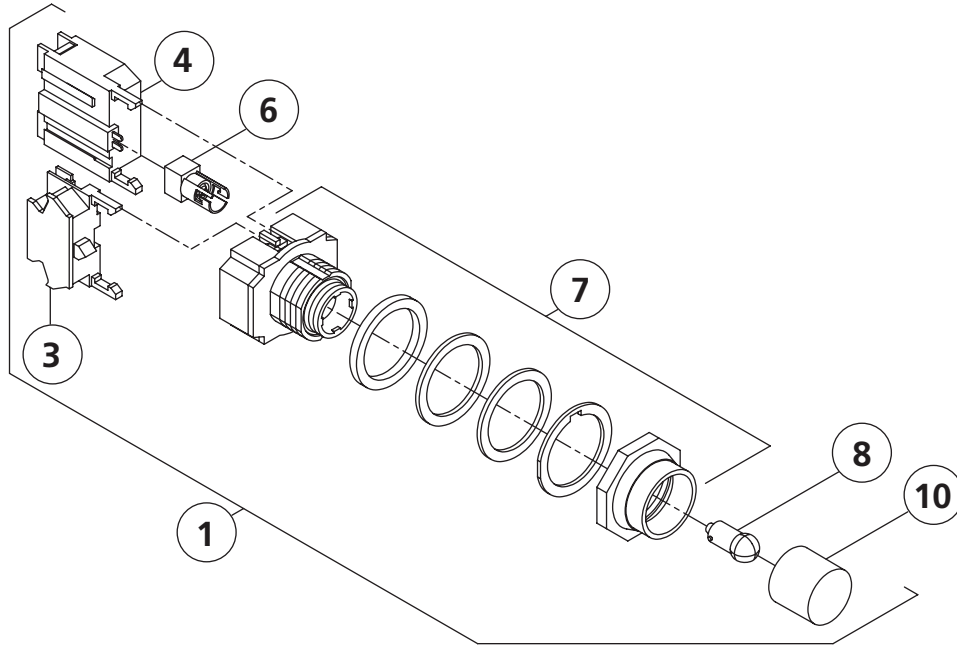


FILL SWITCH ASSEMBLIES LED

ITEM	DESCRIPTION	REMARKS	QTY	PART#
1	SWITCH, FILL COMPLETE ASSEMBLY	1 TANK		A10-4517
2	SWITCH, FILL COMPLETE ASSEMBLY	2 TANK		A10-1933
3	SWITCH, FILL COMPLETE ASSEMBLY	3 TANK		A10-3734
4	N/O A BLOCK	GREEN		P49-1303
5	ADAPTOR FULL VOLT LED BULB	BLACK		P49-7129
6	LAMP HOLDER SHORT			P49-1319
	LAMP HOLDER LONG	SOME 3 TANK		P49-1318
7	PUSH BUTTON ILLUMINATED MOMENTARY			P49-1310
8	BULB, LED GREEN			P49-7132
9	GREEN LENS			P49-1312

* TO ORDER, SUPPLY MACHINE MODEL AND SERIAL NUMBER

TANK OR BOOSTER HEAT SWITCH ASSEMBLIES

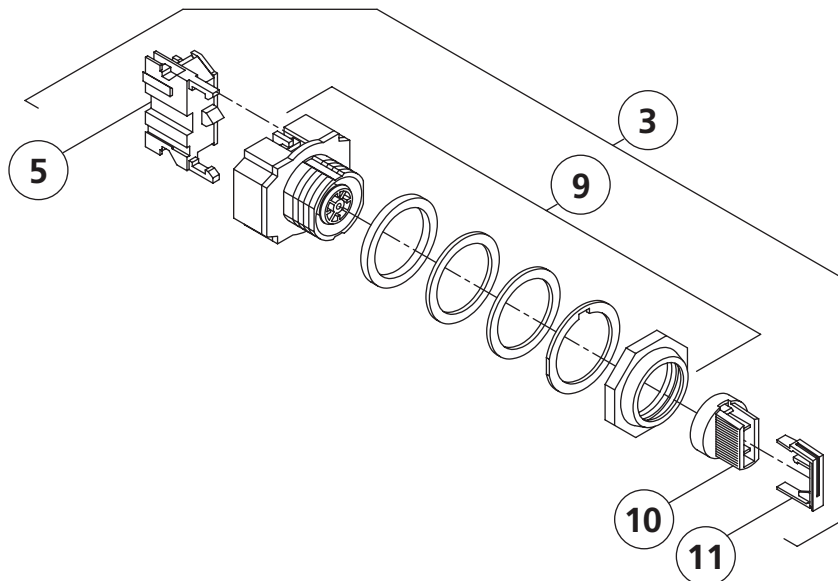
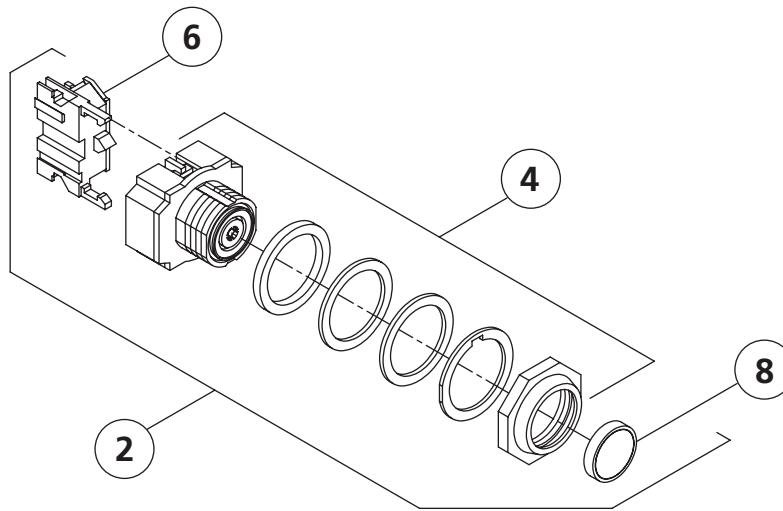
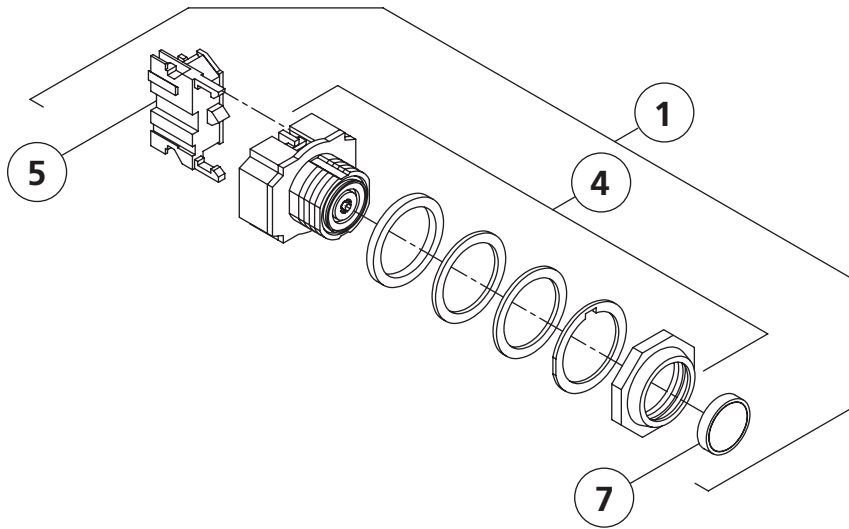


TANK OR BOOSTER HEAT SWITCH ASSEMBLIES

ITEM	DESCRIPTION	REMARKS	QTY	PART#
1	SWITCH, TANK OR BOOSTER HEAT ASSM.	NON LED		NLA
2	SWITCH, TANK OR BOOSTER HEAT ASSM.	LED		A10-1934
3	N/O A BLOCK	GREEN		P49-1303
4	TRANSFORMER 110 VOLT TO 6.3 VOLT	(BLACK)		NLA
5	ADAPTOR, FULL VOLT LED BULB	(BLACK)		P49-7129
6	LAMP HOLDER SHORT			P49-1319
7	PUSH BUTTON ILLUMINATED MAINTAINED			P49-1308
8	LAMP #51			P49-1322
9	BULB, LED RED			P49-7133
10	RED LENS			P49-1311

* TO ORDER, SUPPLY MACHINE MODEL AND SERIAL NUMBER

SWITCH ASSEMBLIES

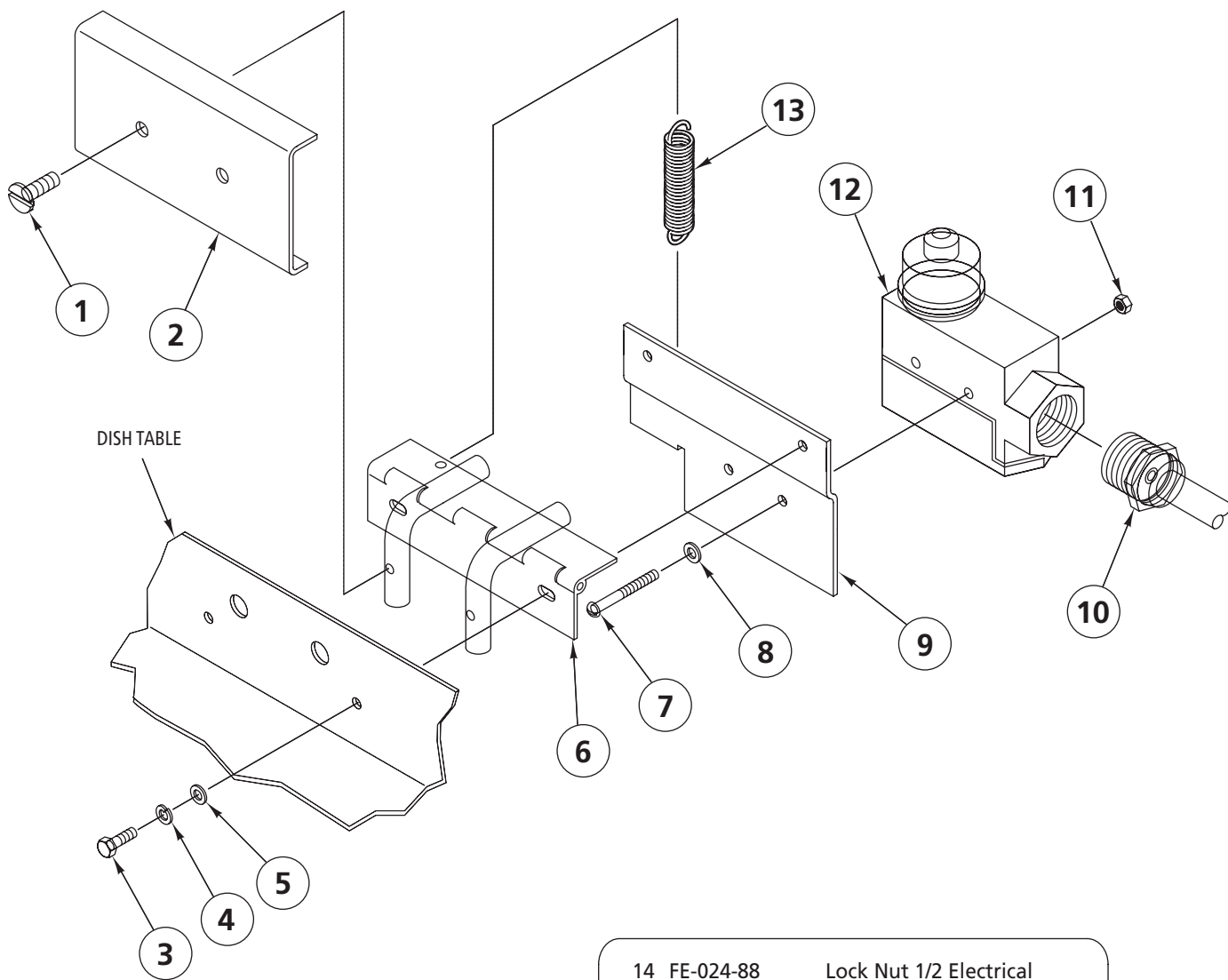


SWITCH ASSEMBLIES

ITEM	DESCRIPTION	REMARKS	QTY	PART#
1	SWITCH, START OR RESET COMP. ASSM.			A10-1936
2	SWITCH, STOP COMPLETE ASSEMBLY			A10-1937
3	SWITCH ON/OFF COMPLETE ASSM.			A10-1930
4	PUSH BUTTON OPERATOR			P49-1305
5	N/O A BLOCK	GREEN		P49-1303
6	N/C B BLOCK	RED		P49-1304
7	BLACK DISC CAP			P49-1314
8	RED DISC CAP			P49-1315
9	SELECTOR SWITCH 2 POSITION			P49-1306
10	BLACK KNOB			P49-1316
11	LOCK INSERT WHITE KNOB			P49-1317

* TO ORDER, SUPPLY MACHINE MODEL AND SERIAL NUMBER

TABLE LIMIT SWITCH ASSEMBLY



- | | |
|--------------|---------------------------|
| 14 FE-024-88 | Lock Nut 1/2 Electrical |
| 15 FE-022-84 | Connector - Strain Relief |
| 16 01-555113 | KIT - TABLE LIMIT SWITCH |

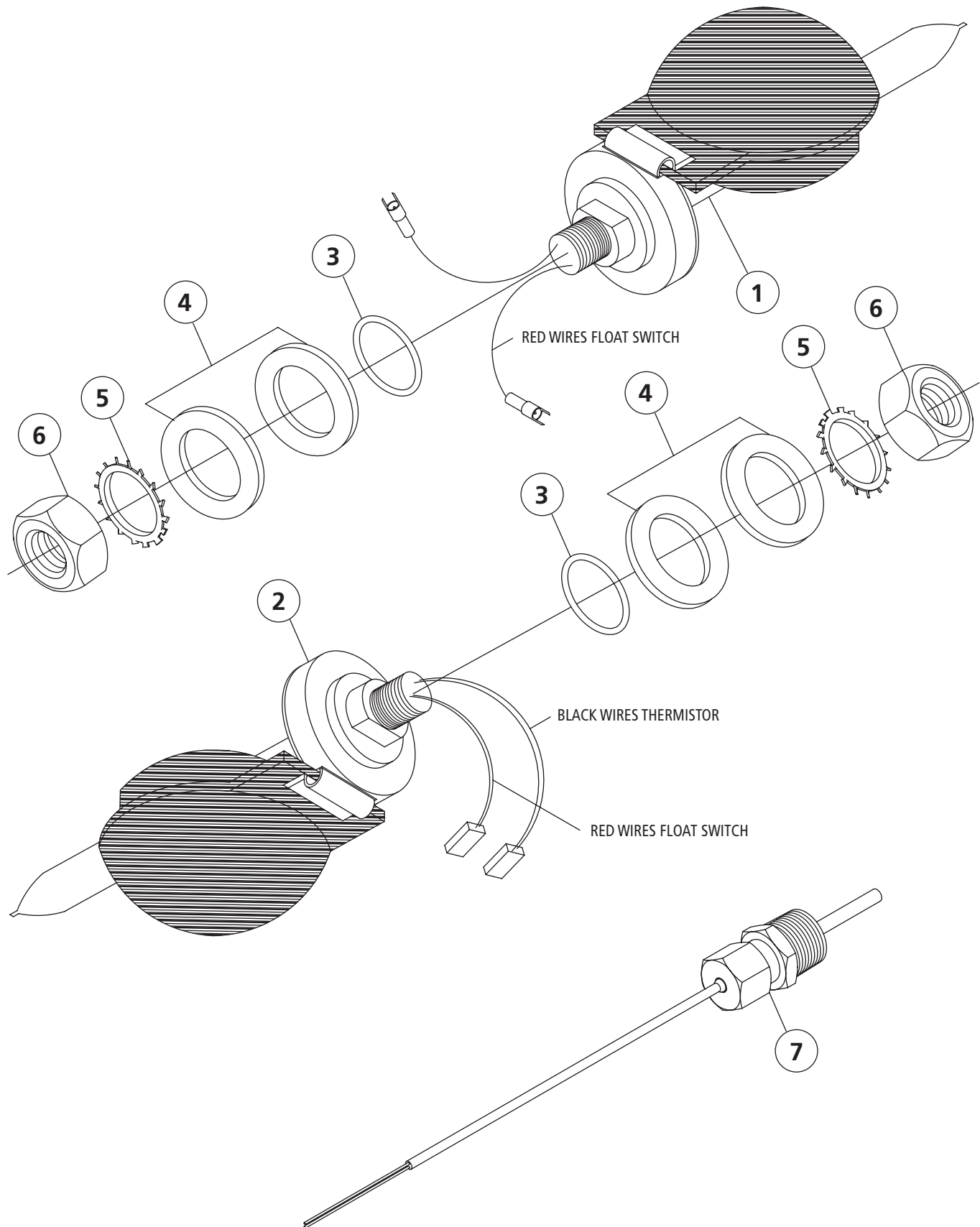
PARTS NOT ILLUSTRATED

TABLE LIMIT SWITCH ASSEMBLY

ITEM	DESCRIPTION	REMARKS	QTY	PART#
1	MACH. SCREW 10-24 X 1/2 PHIL. TRUSS HD (SST)		2	SC-066-06
2	PLATE - ACTUATOR		1	H10-8596
3	MACH. SCREW 10-24 X 1/2 HEX HD (SST)		2	SC-067-07
4	LOCKWASHER #10 HELICAL (SST)		2	WL-006-06
5	WASHER (SST)		2	WS-023-03
6	HINGE ASSY.		1	H60-8597
7	MACH. SCREW 6-32 X 1-1/2 SLOTTED RD. HD. (BRASS)		2	SC-027-24
8	LOCKWASHER #6 EXTERNAL (SST)		2	WL-014-03
9	BRACKET - INTERLOCK SWITCH		1	H10-8598
10	CABLE - TABLE LIMIT SWITCH		1	H45-8599
11	STOP NUT 6-32 HEX (SST)		2	NS-031-50
12	SWITCH - INTERLOCK		1	H49-8600
13	SPRING - CONNECTION		1	H60-8601
14	LOCK NUT 1/2 ELECTRICAL		1	FE-024-88
15	CONNECTOR - STRAIN RELIEF		2	FE-022-84
16	KIT - TABLE LIMIT SWITCH (INCLUDES ITEMS 1-15)		1	01-555113

* TO ORDER, SUPPLY MACHINE MODEL AND SERIAL NUMBER

PARKER FLOATS & TEMP PROBE

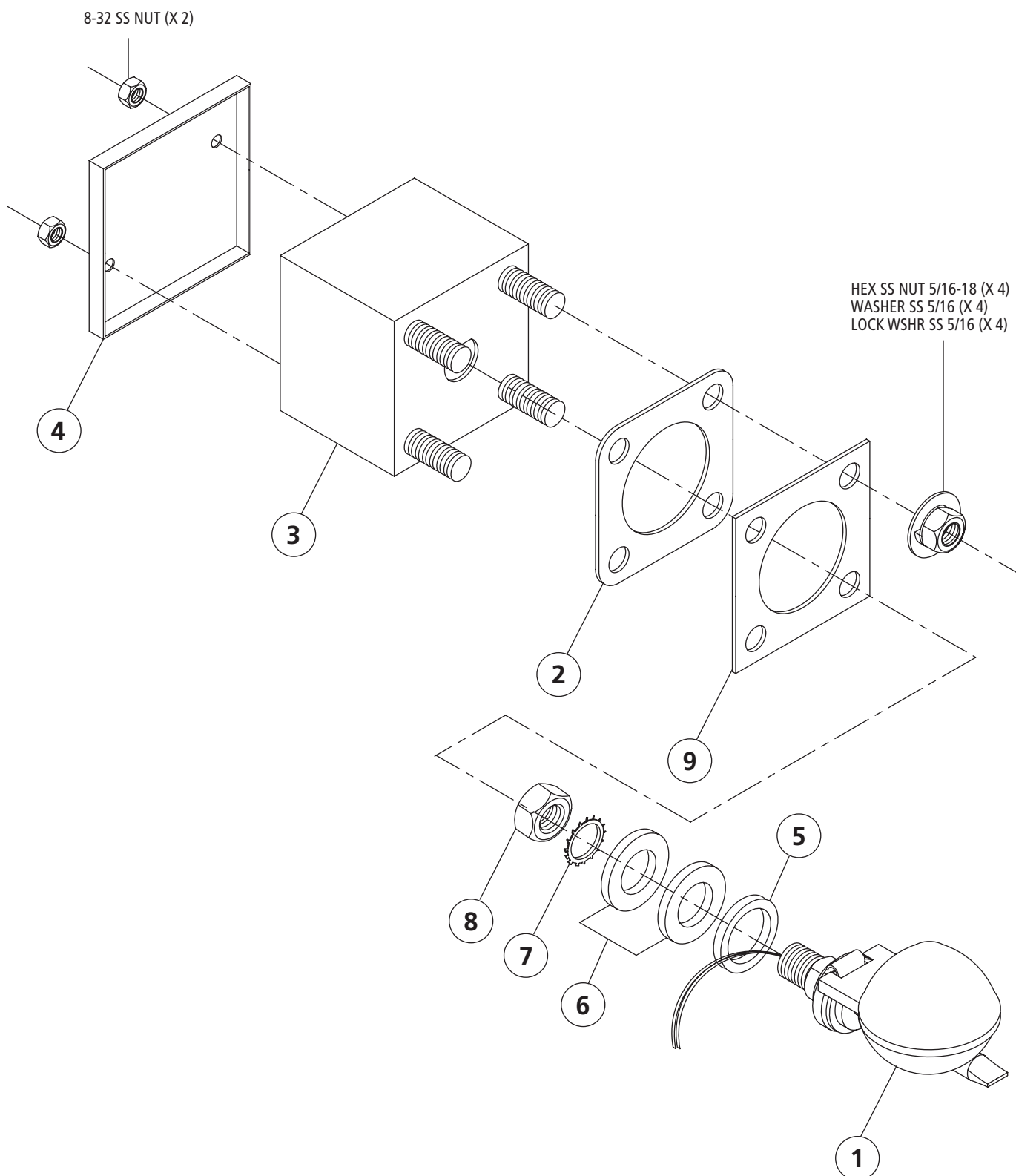


PARKER FLOATS & TEMP PROBE

ITEM	DESCRIPTION	REMARKS	QTY	PART#
1	PROBE & FLOAT ASSY. W/O THERMISTOR	FILL FLOAT ALL. * SEE NOTE BELOW		P49-6988
*** NOTE: LOW WATER FLOAT ON SINGLE TANK FROM S# 104003587 AND MUTI-TANK FROM S# 104003783				
2	PROBE & FLOAT ASSY. W THERMISTOR	LOW WATER * SEE NOTE BELOW		P49-6987
*** NOTE: LOW WATER FLOAT WHEN USING SST CONTROL BOARD. SINGLE TANK TO S# 104003506 AND MULTI-TANK TO S# 104003248				
3	"O" RING			P57-6990
4	WASHER			P67-6991
5	STAR WASHER			P67-6992
6	NUT			P67-6989
7	THERMOCOUPLE, ELEC TANK HEAT	SINGLE TANK FROM S# 104003587 MULTI-TANK FROM S# 104003783		01-555115

* TO ORDER, SUPPLY MACHINE MODEL AND SERIAL NUMBER

PARKER FLOAT FILL ASSEMBLY A10-7017



PARKER FLOAT FILL ASSEMBLY A10-7017

ITEM	DESCRIPTION	REMARKS	QTY	PART#
1	PROBE & FLOAT ASSY W/O THERMISTER	FILL FLOAT (INCLUDES 5-8)	1	P49-6988
2	GASKET, "2840" FLOAT SWITCH MTG		1	A57-1419
3	FLOAT SWITCH HOUSING ASSY FILL		1	A10-7008
4	FLOAT SWITCH COVER		1	A10-1424
5	"O" RING		1	P57-6990
6	WASHER		2	P67-6991
7	STAR WASHER		1	P67-6992
8	NUT		1	P67-6989
9	FLANGE		1	A10-1418
	PARKER FLOAT ASSEMBLY (INCLUDES 1-9)		1	A10-7017

* TO ORDER, SUPPLY MACHINE MODEL AND SERIAL NUMBER



STERO, a division of Illinois Tool Works, Inc. 165 Independence Court Lancaster, PA 17601
Phone: 800-762-7600 *Fax:* 707-762-5036 *Website:* Stero.com